

Price Guide

Prices effective from 1st February 2010

FIRED EARTH

INFORMATION

Head Office and Warehouse

Fired Earth, Twyford Mill, Oxford Road,
Adderbury, BANBURY Oxfordshire OX17 3SX

Tel: 01295 812088 Fax: 01295 810832

Email: enquiries@firedearth.com

Opening times: Mon-Fri 8.30-5.30

Prices

- Prices are subject to change without notice.
- All product prices quoted exclude the cost of delivery.
- All of the prices given in this list are based upon metric measurements.
- VAT rate is 17.5%.
- We accept:



Placing Orders

- Please order carefully. Fired Earth products are subject to batch variation and we cannot guarantee that subsequent deliveries will match.
- Fired Earth products have individual characteristics; specific information can be found on the individual pages and in the Product Information sections of our catalogue.

Export Sales

We can arrange delivery anywhere in the world – you name it and we will arrange it! Please call Exports on +44 (0)1295 814315 or email sales@firedearth.com.

Payment Terms

- No goods will be released to pro-forma account customers until payment has been received and cleared in full.
- All business is accepted subject to our terms and conditions of sale. A summary is printed on the back of our order acknowledgment. Full terms and conditions of sale are available on request.

Dimensions

- Please note that the dimensions listed on this price list are approximate and may be subject to a degree of inaccuracy. They are

intended as a guide only and may change without notice.

- The number of tiles supplied per square metre for a particular sized tile may differ from one range to another due to the allowance given with some tiles for width of grout joints.

Sample Service

Samples can be supplied by your local store, or by calling 0845 366 0400. If you are unable to visit a store, we are happy to send out samples by parcel post.

Tile samples – We offer whole tiles charged at the normal retail price.

Paint samples – We offer emulsion sample pots in all colours.

Wood samples – We offer cut samples for a small charge.

Kitchen furniture samples – We offer colour samples for a small charge.

All samples (except paint) are refundable upon return within four weeks of purchase.

Bespoke Products

- Lead times for our bespoke products vary from product to product. They may also be extended at certain times of the year.
- Please request current lead times for all bespoke products from store staff prior to placing your order.
- Please measure carefully as orders for bespoke products cannot be cancelled or returned.

Returns

- Please measure carefully when ordering as we cannot accept returns.
- Estimates are provided in good faith and in accordance with guidelines set down by the trade. Please ensure that the estimated quantities are correct as the Company cannot be held responsible for any inaccuracies.

Order Checklist

1. Check the product specification in our Brochure.
2. Check delivery requirements and delivery costs, and place your order.
3. It is your responsibility to ensure that products ordered will fit into your home, particularly bathroom and furniture items.
4. We may need help to offload large or heavy deliveries.
5. To ensure there is sufficient access for our delivery lorry to reach the delivery address, please provide us with as much information as possible about access to your property. This will help us make a successful delivery.
6. An adult must be available at the address to check and sign for the delivery.
7. Please check your products carefully on delivery. Any problems with the order must be reported to us within 7 working days of receipt of the order.

Website - www.firedearth.com

Our website showcases our product ranges and is regularly updated with new products, new stores and details on store events. Selected products are available to order online, please visit www.firedearth.com.

Data Protection

We would like to keep your personal information on file so that we can keep you informed about Fired Earth and our parent company, Aga Rangemaster Limited, products and services in the future. If you do not wish to receive this information please contact your nearest Fired Earth store.

Registered Address

Fired Earth is a trading name of AGA Rangemaster Limited. Registered in England and Wales under Registered Number 3872754. Registered Office Address: Juno Dr., Leamington Spa, Warwickshire CV31 3RG.

WE OFFER DESIGN AND INSTALLATION SERVICES, PLEASE ASK FOR DETAILS

WALL & FLOOR TILES

Please note - the tiles per square metre are approximate and take into consideration the suggested grout joint.

Catalogue Page	Product	Size/cm	Tiles/m ² (suggested grout joint/mm)	£ Price/each		£ Price/m ²
				ex vat	inc vat	inc vat
Glazed & Decorated						
p 8	Valencia					
	Colours	13 x 13 x 1.1	56 (min 3mm)	2.27	2.67	149.37
	Rectangle - colours	7.5 x 15 x 1.1	85 (min 3mm)	1.50	1.76	149.81
	Rectangle - colours	10 x 30 x 1.1	33.5 (min 3mm)	3.80	4.47	149.58
	Dados - colours	4.8 x 12.1 x 2	(min 3mm)	7.62	8.95	
p 11	Andalucia					
	Colours	10 x 10 x 0.8	95 (min 3mm)	0.49	0.58	54.70
	Decors	10 x 10 x 0.8	(min 3mm)	2.34	2.75	
	Colours	20 x 20 x 0.6	24 (min 3mm)	1.95	2.29	54.99
	Decors	20 x 20 x 0.6	(min 3mm)	9.23	10.85	
Not illustrated	Border	10 x 20 x 0.6	(min 3mm)	10.64	12.50	
p 15	Natural History					
	12 tile panels	30.9 x 41.2 x 1	(min 4mm)	297.87	350.00	
	15 tile panels	30.9 x 57.2 x 1	(min 4mm)	361.70	425.00	
	Decors	10.3 x 10.3 x 1	(min 4mm)	19.53	22.95	
	Base	10.3 x 10.3 x 1	84 (min 4mm)	2.27	2.67	224.05
	Rectangle	7.5 x 15.2 x 1	84 (min 4mm)	2.79	3.28	275.37
	Border	5 x 10.3 x 1	(min 4mm)	6.77	7.95	
	Corner	5 x 5 x 1	(min 4mm)	6.77	7.95	
p 19	Cotignac					
	Colours	10.5 x 10.5 x 1.3	82 (min 4mm)	3.11	3.65	299.65
p 20	Retro Metro					
	Colours	7.5 x 15 x 0.5	88 (min 3mm)	0.62	0.73	64.11
	Dado	5 x 15 x 1.7	(min 3mm)	2.51	2.95	
p 23	Architecture					
	Colours - Matt/Gloss	10 x 10 x 1	94.4 (min 3mm)	0.31	0.36	34.38
	Colours - Matt/Gloss	10 x 20 x 1	48.1 (min 3mm)	0.70	0.82	39.56
	Colours - Matt/Gloss	10 x 30 x 1	31.5 (min 3mm)	1.08	1.27	39.97
	Colours - Matt/Gloss	15 x 15 x 1	42.5 (min 3mm)	0.70	0.82	34.96
	Colours - Matt/Gloss	7.5 x 15 x 1	82.2 (min 3mm)	0.41	0.48	39.60
p 24	Moustier					
	Colours	11 x 11 x 0.9	78 (min 4mm)	2.50	2.94	229.13
p 27	New England					
	Colours	20 x 20 x 1	24 (min 3mm)	7.09	8.33	199.94
	Rectangle - colours	10 x 20 x 1	48 (min 3mm)	3.53	4.15	199.09
	Pencils	1.6 x 15 x 1.7	(min 3mm)	12.72	14.95	
	Brick mosaic sheet	32.5 x 31.5 x 1	10	25.52	29.99	299.86
	Square mosaic sheet	31.5 x 32 x 1	11.5	22.20	26.09	299.98
	Sample cards (excluding Brick mosaic)	n/a		2.77	3.25	
p 28	Chinoiserie - Chelsworth					
	4 tile panel	20.6 x 20.6 x 1	(min 4mm)	85.06	99.95	
	6 tile panels	20.6 x 30.9 x 1	(min 4mm)	127.62	149.95	
	12 tile panels	30.9 x 41.2 x 1	(min 4mm)	255.28	299.95	
	36 tile panel	41.2 x 92.7 x 1	(min 4mm)	680.81	799.95	
	72 tile panel	82.4 x 92.7 x 1	(min 4mm)	1272.34	1495.00	
	Decors	10.3 x 10.3 x 1	(min 4mm)	19.53	22.95	
	Natural History base	10.3 x 10.3 x 1	84 (min 4mm)	2.27	2.67	224.05
	Natural History rectangle	7.5 x 15.2 x 1	84 (min 4mm)	2.79	3.28	275.37
	Natural History border	5 x 10.3 x 1	(min 4mm)	6.77	7.95	
	Natural History corner	5 x 5 x 1	(min 4mm)	6.77	7.95	

WE OFFER A TILE INSTALLATION SERVICE, PLEASE ASK FOR DETAILS

Catalogue Page	Product	Size/cm	Tiles/m ² (suggested grout joint/mm)	£ Price/each		£ Price/m ²
				ex vat	inc vat	inc vat
p 32	Chinoiserie - Nayland					
	12 tile panels	30.9 x 41.2 x 1	(min 4mm)	255.28	299.95	
	15 tile panels	30.9 x 57.2 x 1	(min 4mm)	297.83	349.95	
	54 tile panels		(min 4mm)	1063.82	1249.99	
	Base	10.3 x 10.3 x 1	84 (min 4mm)	2.53	2.97	249.71
	Butterfly	10.3 x 10.3 x 1	(min 4mm)	21.23	24.95	
	Dragonfly	10.3 x 20.6 x 1	(min 4mm)	42.51	49.95	
p 35	Fenlands					
	Colours	10 x 10 x 0.9	92.45 (min 3mm)	1.84	2.16	199.88
	Rectangle - colours	7.5 x 15 x 0.9	82.2 (min 3mm)	2.22	2.61	214.41
	Dados - colours	3 x 10 x 2	(min 3mm)	7.61	8.94	
	Matt platinum bead	1.2 x 20 x 0.9	(min 3mm)	11.02	12.95	
	Pencils	1.3 x 20 x 0.9	(min 3mm)	4.21	4.95	
	Mosaic borders	3.4 x 21 x 0.7	(min 3mm)	16.98	19.95	
	Mosaic border with platinum	3.4 x 21 x 0.7	(min 3mm)	21.23	24.95	
	Striped borders	2.5 x 15 x 0.9	(min 3mm)	12.72	14.95	
p 36	Soho Garden					
	Base	13 x 13 x 1	55 (min 3mm)	3.32	3.90	214.56
	Cockerel base	13 x 13 x 1	55 (min 3mm)	5.06	5.95	327.00
	Base	6.5 x 6.5 x 1	(min 3mm)	2.51	2.95	
	Rectangle base	6.5 x 13 x 1	118 (min 3mm)	2.51	2.95	348.01
	Decors	13 x 13 x 1	(min 3mm)	21.23	24.95	
	Decors	6.5 x 6.5 x 1	(min 3mm)	16.98	19.95	
	Corner	6.5 x 6.5 x 1	(min 3mm)	11.87	13.95	
	Border	6.5 x 13 x 1	(min 3mm)	11.87	13.95	
p 39	Early English Delft					
	Corner	13 x 13 x 1.2	60 (min 4mm)	5.06	5.95	356.73
	Decors	13 x 13 x 1.2	(min 4mm)	15.28	17.95	
p 40	Chantilly & Chantilly Vivid					
	Colours	11 x 11 x 0.9	77 (min 4mm)	2.92	3.43	264.19
p 42	Stonelustre					
	Colours	13 x 13 x 1.1	56 (min 3mm)	4.17	4.90	274.39
p 45	Fossil					
	Colours	11 x 11 x 0.9	78 (min 4mm)	2.40	2.82	219.96
	Leaf decors	11 x 11 x 0.9		16.98	19.95	
p 46	Tabriz					
	10 x 10 cm	10 x 10 x 1	(min 3mm)	3.36	3.95	
	15 x 15 cm	15 x 15 x 1	(min 3mm)	6.77	7.95	
p 48	Midas					
	Colours	10 x 10 x 1	94 (min 3mm)	2.62	3.08	289.38
	Pyramid	10 x 10 x 1	(min 3mm)	5.91	6.94	
p 49	Renaissance					
	Colours	15 x 15 x 1.1	44 (min 3mm)	3.85	4.52	199.05
	Rectangle - colours	7.5 x 15 x 1.1	88 (min 3mm)	1.93	2.27	199.56
	Trim	1.5 x 15 x 1	(min 3mm)	5.06	5.95	
p 50	Ironbridge					
	Colours	15.2 x 15.2 x 0.9	41.5 (min 3mm)	5.11	6.00	249.18
	Rectangle - Colours	7.6 x 15.2 x 0.9	88 (min 3mm)	2.99	3.51	309.17
	Dados	3.7 x 15.2 x 2.4	(min 3mm)	8.47	9.95	
	Slips	2.5 x 15.2 x 0.9	(min 3mm)	4.21	4.95	
	Decor - Bluebells	15.2 x 15.2 x 0.9	(min 3mm)	19.53	22.95	
	Decors - Tulip/English Rose	15.2 x 15.2 x 0.9	(min 3mm)	25.49	29.95	
p 53	Impressions					
	Decors	13 x 13 x 1.1	(min 3mm)	15.28	17.95	
	Valencia base - White/Cream	13 x 13 x 1.1	56 (min 3mm)	2.27	2.67	149.37

WE OFFER A TILE INSTALLATION SERVICE, PLEASE ASK FOR DETAILS

Catalogue Page	Product	Size/cm	Tiles/m ² (suggested grout joint/mm)	£ Price/each		£ Price/m ²
				ex vat	inc vat	inc vat
p 54	Shadows					
	Crackle base	12.9 x 12.9 x 0.9	58 (min 3mm)	3.30	3.88	224.90
	Crackle square	6.75 x 6.75 x 0.9	(min 3mm)	2.98	3.50	
	Crackle rectangle	6.75 x 13.5 x 0.9	105 (min 3mm)	2.23	2.62	275.13
	Ghosts	12.9 x 12.9 x 0.9	(min 3mm)	25.49	29.95	
	Spirits	6.75 x 6.75 x 0.9	(min 3mm)	19.53	22.95	
p 55	Costero					
	Colours	10 x 10 x 1	95 (min 3mm)	0.89	1.05	99.35
Not illustrated	Garland					
	Base	15 x 15 x 0.5	44.4 (min 3mm)	1.24	1.46	64.70
	Decors	15 x 15 x 0.5	(min 3mm)	1.62	1.90	
Not illustrated	Alpine					
	Matt/Gloss	30 x 60 x 1	5.5 (min 3mm)	4.64	5.45	29.99
Not illustrated	Harlequin					
	Decors	10 x 10 x 1	94 (min 3mm)	2.98	3.50	329.14
Not illustrated	Garden City					
	Base	10 x 10 x 0.8	94 (min 3mm)	1.81	2.13	199.91
	Decors	10 x 10 x 0.8	(min 3mm)	12.72	14.95	
Not illustrated	Collage					
	Base	15 x 15 x 0.7	44 (min 3mm)	1.54	1.81	79.62
	Pencil	15 x 1.5 x 1.1	(min 3mm)	2.77	3.25	
Not illustrated	Metropolitan					
	Colours	15 x 7.5 x 0.5	88 (min 3mm)	0.72	0.85	74.45
	Colours	7.5 x 7.5 x 0.5	(min 3mm)	2.13	2.50	
	Dado	5 x 15 x 1.5	(min 3mm)	4.21	4.95	
Not illustrated	Aga Panel					
	Base	7.5 x 15 x 2	82.2 (min 3mm)	2.58	3.03	249.19
	Panel	54 x 39 x 2	(min 3mm)	340.38	399.95	
	Glass					
p 58	Iridescent Glass Mosaic					
	Square mosaic sheet - colours	30 x 30 x 0.7	11.1	30.66	36.03	399.89
	Square mosaic sheet - Saffron	30 x 30 x 0.7	11.1	30.59	35.94	398.97
	Square mosaic sheet - melanges	30 x 30 x 0.7	11.1	34.50	40.54	449.97
	Fusion mosaic sheet - colours	26.5 x 26.5 x 0.7	13.7	26.71	31.38	429.97
	Rectangle mosaic sheet - colours	27 x 29.5 x 0.7	11.1	30.66	36.03	399.89
	Lattice slate mosaic sheet	32.5 x 32.5 x 0.7	9.5	35.80	42.07	399.62
	Square slate mosaic sheet	30 x 30 x 0.7	11.1	30.64	36.00	399.62
	Elevation	2.8 x 24.5 x 1.8		8.47	9.95	
	Trim	2.2 x 22.5 x 1.4		6.77	7.95	
	Pencil	2 x 19.7 x 1.8		5.91	6.94	
	Sample cards (Fusion not available)	n/a		2.77	3.25	
	p 65	Oyster Mosaic				
Square mosaic sheet		30.3 x 30.3 x 0.8	10.9	15.61	18.34	199.93
Rectangle mosaic sheet		30 x 30 x 0.8	10.9	15.61	18.34	199.93
Sample cards		n/a		2.77	3.25	
p 66	Liquid Glass					
	Colours	11 x 11 x 0.8	77 (min 3mm)	1.87	2.20	169.19
	Rectangle - colours	7.5 x 15 x 0.8	81 (min 3mm)	1.78	2.09	169.41
	Border (box of 5)	5 x 30 x 0.8		25.49	29.95	
	Square mosaic sheet - colours	30.5 x 30.5 x 0.8	10.8	14.15	16.63	179.56
	Rectangle mosaic sheet - Arctic	30.5 x 30.5 x 0.8	10.8	14.15	16.63	179.56
	Sample cards	n/a		2.77	3.25	

WE OFFER A TILE INSTALLATION SERVICE, PLEASE ASK FOR DETAILS

Catalogue Page	Product	Size/cm	Tiles/m ² (suggested grout joint/mm)	£ Price/each		£ Price/m ²
				ex vat	inc vat	inc vat
p 69	Glass Elements					
	Colours	11 x 11 x 0.8 cm	77 (min 3mm)	2.48	2.91	224.38
	Mosaic sheet - colours	30.5 x 30.5 x 0.8 cm	10.8	18.09	21.26	229.56
	Border (box of 5)	5 x 30 x 0.8 cm	(min 3mm)	27.19	31.95	
	Trims - colours	2 x 45 x 0.9 cm		2.98	3.50	
	Sample cards	n/a		2.77	3.25	
p 70	Neutrals Lustre Glass Mosaic					
	1.8 cm mosaic sheet	30 x 30 x 0.8	11.1	23.00	27.03	299.98
	Sample cards	n/a		2.77	3.25	

Porcelain, Quarry & Encaustic

p 74	Moderna					
	Colours/Textured - Aurinia	39.7 x 39.7 x 1.1	6.25 (min 3mm)	9.40	11.05	69.03
	Colours - Roccia, Terra, Vulci	59.7 x 59.7 x 1.1	2.77 (min 3mm)	23.02	27.05	74.92
	Colours - Roccia, Terra, Vulci	9.7 x 59.7 x 1.1	16.7 (min 3mm)	4.04	4.75	79.27

Selected tiles from this range are only sold by box, see below. To special order.

Tiles per box	Product	Size/cm	m ² per box (suggested grout joint/mm)	£ per box ex vat	£ per box inc vat	£ price/m ² comparative inc vat
16	Colours - Aurinia, Blera, Fiora & Nepi	9.7 x 59.7 x 1.1	0.96 (min 3mm)	64.51	75.80	79.59
3	Colours - Aurinia, Blera, Fiora & Nepi	59.7 x 59.7 x 1.1	1.08 (min 3mm)	68.00	79.90	74.31
3	Colours	39.7 x 79.7 x 1.1	0.96 (min 3mm)	68.81	80.85	84.89
2	Colours	59.7 x 119.7 x 1.1	1.44 (min 3mm)	139.49	163.90	114.73
10	Mosaic sheet - colours	30 x 30 x 1.1	0.9 (min 3mm)	128.99	151.56	169.75
50	Colours - Nepi	9.7 x 9.7 x 1.1	0.5 (min 3mm)	42.53	49.97	99.95
7	Octagon - Fiora	39.7 x 39.7 x 1.1	1.05 (min 3mm)	101.91	119.74	114.95

p 77	Travertino					
	Colours	30 x 30 x 1	11 (min 3mm)	5.79	6.80	74.84
	Colours	30 x 60 x 1	5.55 (min 3mm)	11.49	13.50	74.93
	Colours	40 x 40 x 1.1	6.25 (min 3mm)	10.13	11.90	74.39

p 78	Neutrals					
	Colours - 5cm mosaic sheet	30 x 30 x 1.2	11.1	13.41	15.76	174.90
	Colours	39.7 x 39.7 x 1.2	6.25 (min 3mm)	11.50	13.51	84.45
	Colours	59.7 x 59.7 x 1.2	2.77 (min 3mm)	29.02	34.10	94.45
	Sample cards - 5cm mosaic	n/a		2.77	3.25	

p 81	Terrano					
	Colours - 5cm mosaic sheet	30 x 30 x 1.2	10.8	11.02	12.95	139.84
	Colours	40 x 40 x 1.2	6.25 (min 3mm)	8.13	9.55	59.70
	Sample cards - 5cm mosaic	n/a		2.77	3.25	

p 82	Encaustic					
	Colours	20 x 20 x 1.8	25 (min 3mm)	4.25	4.99	124.84
	Decors	20 x 20 x 1.8	(min 3mm)	5.10	5.99	
	Border/Corner	20 x 20 x 1.8	(min 3mm)	5.10	5.99	

p 84	Arboreto					
	Colours	20 x 20 x 1.8	25 (min 3mm)	4.25	4.99	124.84

Tiles from this range are only sold by box, see below. To special order.

Tiles per box	Product	Size/cm	m ² per box (suggested grout joint/mm)	£ per box ex vat	£ per box inc vat	£ price/m ² comparative inc vat
14	Colours	9.7 x 39.7 x 1.1	0.56 (min 3mm)	42.51	49.95	89.41
8	Colours	9.7 x 119.7 x 1.1	0.96 (min 3mm)	72.51	85.20	89.46
6	Colours	14.7 x 119.7 x 1.1	1.08 (min 3mm)	82.00	96.35	89.61
4	Colours	19.7 x 119.7 x 1.1	0.96 (min 3mm)	72.51	85.20	89.46
4	Textured - colours	19.7 x 119.7 x 1.1	0.96 (min 3mm)	81.01	95.19	99.95

p 87	Umbria					
	Colours	30.3 x 30.3 x 1.1	10.78 (min 4mm)	4.30	5.05	54.47
	Colours	45.6 x 45.6 x 1.1	4.8 (min 4mm)	9.62	11.30	54.26

WE OFFER A TILE INSTALLATION SERVICE, PLEASE ASK FOR DETAILS

Catalogue Page	Product	Size/cm	Tiles/m ² (suggested grout joint/mm)	£ Price/each		£ Price/m ²
				ex vat	inc vat	inc vat
p 88	Geometric					
	Colours	9.9 x 9.9 x 0.8	100 (min 3mm)	0.68	0.80	79.90
	Inserts	20 x 20 x 0.8		11.02	12.95	
	White Octagonal	14.8 x 14.8 x 0.8	(min 3mm)	2.13	2.50	
	Black inset	5 x 5 x 0.8		0.38	0.45	
	Oxford border	20.5 x 29 x 0.8		18.00	21.15	
	Oxford corner	25 x 25 x 0.8		18.00	21.15	

p 91	Sardinia					
	Colours	45.6 x 45.6 x 1	4.8 (min 4mm)	8.82	10.36	49.74

p 91 **Sicilian Mosaic - Discontinued**

p 92	Strata					
	Colours	38.2 x 38.2 x 1.2	6.8 (min 5mm)	5.62	6.60	44.90

Not illustrated	Siena					
	Cream/White	30 x 60 x 1	5.55 (min 3mm)	4.59	5.39	29.93

Not illustrated	Sahara					
		30 x 30 x 0.8	11.1 (min 3mm)	3.79	4.45	49.43

Not illustrated	Forma					
		30 x 30 x 1.1	11.1 (min 3mm)	6.90	8.11	89.99

Not illustrated **Verona**

Tiles from this range are only sold by box, see below. To special order.

Tiles per box	Product	Size/cm	m ² per box (suggested grout joint/mm)	£ per box ex vat	£ per box inc vat	£ price/m ² comparative inc vat
6	Beige/Walnut	50 x 50 x 1.1	1.5 (min 3mm)	50.00	58.75	39.36

Terracotta

p 96	Black Terracotta						
			40 x 40 x 2.5	6.3 (min 5mm)	10.72	12.60	79.35
			30 x 30 x 2.5	10.8 (min 5mm)	6.30	7.40	79.95
		14 x 30 x 2.5	22 (min 5mm)	3.06	3.60	79.10	

p 96	Romana					
			12 x 25 x 2.5	32 (min 5mm)	3.70	4.35
		12 x 12 x 2.5	64 (min 5mm)	1.86	2.19	139.87

p 99	Reclaimed Terracotta					
			15 x 15 x 1.5-3	44 (min 10mm)	1.73	2.03
		15 x 30 x 1.5-3	22 (min 10mm)	3.48	4.09	89.96

p 100	San Genis					
		30 x 30 x 2	10.8 (min 5mm)	2.75	3.23	34.90

p 100	St James					
		24 x 24 x 2.4	15.9 (min 5mm)	3.74	4.39	69.87

p 103	Presealed Terracotta						
			30 x 30 x 2.5	10.8 (min 5mm)	6.30	7.40	79.95
			15 x 30 x 2.5	22 (min 5mm)	3.09	3.63	79.88
		20 x 20 x 1.6	24 (min 5mm)	2.83	3.33	79.81	

p 103 Not illustrated	Handmade Classic						
			40 x 40 x 2.8	6.3 (min 5mm)	8.08	9.49	59.81
			30 x 30 x 2.5	10.8 (min 5mm)	4.32	5.08	54.82
		15 x 30 x 2.5	22 (min 5mm)	2.30	2.70	59.46	

WE OFFER A TILE INSTALLATION SERVICE, PLEASE ASK FOR DETAILS

Catalogue Page	Product	Size/cm	Tiles/m ² (suggested grout joint/mm)	£ Price/each		£ Price/m ²
				ex vat	inc vat	inc vat
p 105	Antiqued Terracotta	20 x 20 x 1.6	25 (min 5mm)	2.04	2.40	59.93
		10 x 10 x 1.5	100 (min 5mm)	0.51	0.60	59.93
p 105	Old Terracotta	30 x 30 x 2	10.8 (min 5mm)	5.49	6.45	69.67
		15 x 30 x 2	22 (min 5mm)	2.70	3.17	69.80
		22 x 22 x 2.4	19.1 (min 5mm)	2.00	2.35	44.89
Stone						
p 108	Jericho Limestone					
	Tumbled edge - colours	30 x 60 x 1.2	5.6 (min 3mm)	18.21	21.40	119.82
	Tumbled edge - colours	30 x 30 x 1.2	11 (min 3mm)	9.28	10.90	119.94
	Tumbled edge - colours	45 x 45 x 1.2	4.7 (min 3mm)	21.70	25.50	119.84
	Tumbled edge - colours	60 x 60 x 1.2	2.7 (min 3mm)	40.94	48.10	129.88
p 111	Timera					
	Pillowed edge - colours	15 x 15 x 0.8	43 (min 3mm)	2.57	3.02	129.85
	Pillowed edge - colours	7.5 x 15 x 0.8	81 (min 3mm)	1.36	1.60	129.44
	Pillowed edge - colours	9.8 x 9.8 x 0.8	98 (min 3mm)	1.12	1.32	128.97
	Base moulding - colours	12.5 x 30.5 x 2.7	(min 3mm)	21.23	24.95	
	Minimal moulding - colours	4.8 x 30.5 x 1.8	(min 3mm)	16.98	19.95	
	Pencil moulding - colours	1.3 x 30.5 x 1.7	(min 3mm)	10.64	12.50	
p 112	Venetian Stone Mosaic					
	2.3 cm mosaic sheet - colours	30.5 x 30.5 x 1	10.56	10.13	11.90	124.98
	4.8 cm mosaic sheet - colours	29 x 29 x 1	10.56	10.13	11.90	124.98
	10 cm - Avorio/Crema/Marroni	10 x 10 x 1	95.8 (min 4mm)	0.71	0.83	79.92
	10 cm - Negra	10 x 10 x 1	100 (min 4mm)	1.70	2.00	199.75
	Sample Cards	n/a		2.77	3.25	
p 115	Cathedral Limestone					
	Tumbled edge - colours	20 x 20 x 2	25 (min 5mm)	4.76	5.59	139.83
	Tumbled edge - colours	20 x 40 x 2	12.5 (min 5mm)	9.49	11.15	139.38
	Tumbled edge - colours	40 x 40 x 2	6.3 (min 5mm)	18.89	22.20	139.83
	Tumbled edge - colours	40 x 60.5 x 2	4.2 (min 5mm)	30.34	35.65	149.73
p 116	Old Tuscan Travertine					
	Cream/Light Walnut					
	Chiselled edge, honed and unfilled	40 x 60 x 1.4	4.2 (min 5mm)	22.21	26.10	109.61
	Chiselled edge, honed and unfilled	20 x 40 x 1.4	12.5 (min 5mm)	6.80	7.99	98.88
	Chiselled edge, honed and unfilled	20 x 20 x 1.4	25 (min 5mm)	3.40	4.00	99.88
	Diamond sawn edge, honed and unfilled	40 x 60 x 1.4	4.2 (min 5mm)	20.21	23.75	99.74
	Diamond sawn edge, honed and unfilled	20 x 40 x 1.4	12.5 (min 5mm)	6.12	7.19	89.89
	Diamond sawn edge, honed and unfilled	20 x 20 x 1.4	25 (min 5mm)	3.05	3.58	89.59
	Cream					
	Diamond sawn edge, honed and filled	40 x 60 x 1.4	4.2 (min 5mm)	20.21	23.75	99.74
	Diamond sawn edge, honed and filled	40 x 40 x 1.4	6.3 (min 5mm)	13.49	15.85	99.86
p 119	Artesh Travertine					
	Diamond sawn edge, honed and filled	40 x 60 x 1.2	4.2 (min 3mm)	11.07	13.01	54.63
	Diamond sawn edge, honed and filled	40 x 40 x 1.2	6.3 (min 3mm)	6.72	7.90	49.74
	Diamond sawn edge, honed and filled	20 x 40 x 1.2	12.5 (min 3mm)	3.40	4.00	49.94
	Diamond sawn edge, honed and filled	20 x 20 x 1.2	25 (min 3mm)	1.70	2.00	49.94
	Tumbled and brushed	30 x 60 x 1.2	5.55 (min 3mm)	9.92	11.66	64.69
	Tumbled and brushed	30 x 30 x 1.2	11 (min 3mm)	4.64	5.45	59.97
p 120	Roman Mosaic					
	Decors	20 x 20 x 1.2-1.5		30.60	35.96	
	Natural	20 x 20 x 1.2-1.5	25	6.12	7.19	179.78
	Natural Melange/Basketweave	20 x 20 x 1.2-1.5	25	7.82	9.19	229.71
	Natural	10 x 10 x 1.2-1.5	100	2.13	2.50	250.28
	Borders	10 x 40 x 1.2-1.5		31.91	37.49	
	Corners	10 x 10 x 1.2-1.5		11.87	13.95	

WE OFFER A TILE INSTALLATION SERVICE, PLEASE ASK FOR DETAILS

Catalogue Page	Product	Size/cm	Tiles/m ² (suggested grout joint/mm)	£ Price/each		£ Price/m ²
				ex vat	inc vat	inc vat
p 123	Reefbay Mosaic					
	Panels	60 x 120 x 1		212.00	249.10	
	Colours/Blend	30 x 30 x 1	11.1	9.92	11.66	129.38
	Borders	10 x 30 x 1		5.91	6.94	
	Sample cards	n/a		2.98	3.50	
p 124	Campagne					
	Colours	70 x 40 x 2	3.6 (min 5mm)	29.49	34.65	124.74
p 126	Bastide Flagstones					
	Chipped edge	40 x 58 x 2	4.3 (min 5mm)	21.74	25.54	109.84
	Chipped edge	58 x 87 x 2	2 (min 5mm)	51.02	59.95	119.90
p 127	Foundry Art Insets					
	Labyrinth/Ra/Lotus/Moonblossom	7.5 x 7.5 x 0.6		38.30	45.00	
	Lotus/Moonblossom	5 x 5 x 0.6		34.00	39.95	
	Acanthus/Hieroglyphic/Pharaoh/Sphinx	2.5 x 2.5 x 0.6		21.23	24.95	
	Egyptian Rail	1.4 x 25.1 x 0.9		38.30	45.00	
Not illustrated	Piazza Limestone					
		45.7 x 45.7 x 1.5	4.8 (min 3mm)	7.02	8.25	39.59
Architectural Stone						
p 130	Architectural Stone					
	Classico					
		20 x 40 x 2	12.5 (min 3mm)	8.50	10.35	124.84
		40 x 40 x 2	6.25 (min 3mm)	17.70	20.80	129.98
		40 x 60 x 2	4.16 (min 3mm)	28.59	33.59	139.75
		20 x 60 x 2	8.3 (min 3mm)	15.85	18.05	154.58
		7.5 x 7.5 x 1	177 (min 2mm)	1.28	1.50	266.21
		7.5 x 15 x 1	88 (min 2mm)	1.06	1.25	109.60
		15 x 15 x 1	44 (min 2mm)	1.93	2.27	99.78
		15 x 60 x 1	11.1 (min 2mm)	9.96	11.70	129.91
	Finger mosaic	30 x 30 x 1	11.2	9.49	11.15	124.89
	Square mosaic	30 x 30 x 1	11.4	8.58	10.08	114.93
	Offset mosaic	29 x 44 x 1	11.3	11.62	13.65	154.29
	Dado	4.5 x 30 x 3.5	(min 2mm)	12.77	15.00	
	Pencil	2 x 30 x 2	(min 2mm)	10.64	12.50	
	Skirting	15 x 30 x 2	(min 2mm)	29.70	34.90	
	Blanco/Nero					
		20 x 40 x 2	12.5 (min 3mm)	10.21	12.00	149.96
		40 x 40 x 2	6.25 (min 3mm)	21.70	25.50	159.36
		40 x 60 x 2	4.16 (min 3mm)	34.70	40.77	169.61
		20 x 60 x 2	8.3 (min 3mm)	18.43	21.66	179.74
		7.5 x 7.5 x 1	177 (min 2mm)	1.70	2.00	353.56
		7.5 x 15 x 1	88 (min 2mm)	1.25	1.47	129.25
		15 x 15 x 1	44 (min 2mm)	2.32	2.73	119.94
		15 x 60 x 1	11.1 (min 2mm)	11.87	13.95	154.82
	Finger mosaic	30 x 30 x 1	11.2	11.39	13.38	149.89
	Square mosaic	30 x 30 x 1	11.4	10.45	12.28	139.98
	Offset mosaic	29 x 44 x 1	11.3	14.30	16.80	189.87
	Dado	4.5 x 30 x 3.5	(min 2mm)	14.89	17.50	
	Pencil	2 x 30 x 2	(min 2mm)	12.77	15.00	
	Skirting	15 x 30 x 2	(min 2mm)	34.00	39.95	
	Crema					
		20 x 40 x 2	12.5 (min 3mm)	12.25	14.39	179.92
		40 x 40 x 2	6.25 (min 3mm)	25.85	30.37	189.84
		40 x 60 x 2	4.16 (min 3mm)	40.81	47.95	199.48
		20 x 60 x 2	8.3 (min 3mm)	21.49	25.25	209.58
		7.5 x 7.5 x 1	177 (min 2mm)	2.13	2.50	442.99
		7.5 x 15 x 1	88 (min 2mm)	1.45	1.70	149.93
		15 x 15 x 1	44 (min 2mm)	2.70	3.17	139.59
		15 x 60 x 1	11.1 (min 2mm)	14.17	16.65	184.82

WE OFFER A TILE INSTALLATION SERVICE, PLEASE ASK FOR DETAILS

Catalogue Page	Product	Size/cm	Tiles/m ² (suggested grout joint/mm)	£ Price/each		£ Price/m ²
				ex vat	inc vat	inc vat
	Finger mosaic	30 x 30 x 1	11.2	13.66	16.05	179.76
	Square mosaic	30 x 30 x 1	11.4	12.30	14.45	164.76
	Offset mosaic	29 x 44 x 1	11.3	16.89	19.85	224.26
	Dado	4.5 x 30 x 3.5	(min 2mm)	16.98	19.95	
	Pencil	2 x 30 x 2	(min 2mm)	14.89	17.50	
	Skirting	15 x 30 x 2	(min 2mm)	38.25	44.94	
	Azul					
		20 x 40 x 2	12.5 (min 3mm)	12.89	15.15	189.32
		40 x 40 x 2	6.25 (min 3mm)	27.19	31.95	199.68
		40 x 60 x 2	4.16 (min 3mm)	42.89	50.40	209.65
		20 x 60 x 2	8.3 (min 3mm)	22.51	26.45	219.53
		7.5 x 7.5 x 1	177 (min 2mm)	2.51	2.95	522.02
		7.5 x 15 x 1	88 (min 2mm)	1.49	1.75	154.07
		15 x 15 x 1	44 (min 2mm)	2.80	3.29	144.76
		15 x 60 x 1	11.1 (min 2mm)	14.55	17.10	189.77
	Dado	4.5 x 30 x 3.5	(min 2mm)	16.98	19.95	
	Pencil	2 x 30 x 2	(min 2mm)	14.89	17.50	
	Skirting	15 x 30 x 2	(min 2mm)	38.25	44.94	
	Finger mosaic	30 x 30 x 1	11.2	14.43	16.96	189.90
	Square mosaic	30 x 30 x 1	11.4	12.64	14.85	169.32
	Offset mosaic	29 x 44 x 1	11.3	17.66	20.75	234.48
	Light/Dark mixed finger mosaic	30 x 30 x 1	11.2	14.43	16.96	189.90
	Light/Dark offset mosaic	29 x 44 x 1	11.3	17.66	20.75	234.48

See page 14 for bathroom products in the Architectural Stone Collection.

Slate

p 139	Pale Classic Quartz					
	Diamond sawn edge	30 x 30 x 1-1.2	10.8 (min 8mm)	3.92	4.61	49.74
	Diamond sawn edge	40 x 60 x 1.3-1.6	4.16 (min 8mm)	11.19	13.15	54.70
p 140	Silver Blue Slate					
	Diamond sawn edge	40 x 60 x 0.9-1.5	4.16 (min 5mm)	10.21	12.00	49.91
	Diamond sawn edge	30 x 30 x 0.9-1.5	10.8 (min 5mm)	3.15	3.70	39.97
	Diamond sawn edge	15 x 30 x 0.9-1.5	21.2 (min 5mm)	1.60	1.88	39.86
	Diamond sawn edge	15 x 15 x 0.9-1.5	42.7 (min 5mm)	0.79	0.93	39.64
	Chipped edge	20 x 30 x 0.9-1.5	16 (min 5mm)	2.65	3.11	49.82
	Chipped edge	28 x 40 x 0.9-1.5	8.7 (min 5mm)	4.88	5.73	49.89
p 140	Slate Inset					
	Diamond sawn edge	12 x 12 x 0.9-1.5		0.81	0.95	
p 142	Imperial Slate					
	Diamond sawn edge	30 x 30 x 1-1.2	10.8 (min 8mm)	2.75	3.23	34.90
p 143	Slate Flagstones					
	Chipped edge	40 x 60 x 1-2.5	4.16 (min 5mm)	16.34	19.20	79.87
p 144	Slate Mosaics					
	Mosaic Sheet - Tumbled/Split	30 x 30 x 1	10.8	6.30	7.40	79.95
p 147	Urban Slate					
	Black/Grey - Diamond sawn edge	60 x 60 x 1	2.7 (min 5mm)	11.00	12.93	34.90
	Black/Grey - Diamond sawn edge	40 x 60 x 1	4.16 (min 5mm)	6.13	7.20	29.96
	Black/Grey - Diamond sawn edge	40 x 40 x 1	6.1 (min 5mm)	3.45	4.05	24.73
Not illustrated	Black/Grey - Diamond sawn edge	30 x 30 x 1	11 (min 5mm)	1.53	1.80	19.78
p 148	Multicolour Slate					
	Diamond sawn edge	30 x 40 x 1.2-1.8	8.4 (min 5mm)	4.55	5.35	44.91
	Diamond sawn edge	30 x 30 x 0.9-1.5	10.8 (min 5mm)	3.15	3.70	39.97

WE OFFER A TILE INSTALLATION SERVICE, PLEASE ASK FOR DETAILS

Size	Product	Coverage/m ² (approx.)	£ Price/each	
			ex vat	inc vat

Fitting and Maintenance Products

Adhesives

20kg	White Fast Set floor adhesive	3.5*	28.04	32.95
20kg	Grey Fast Set floor adhesive	3.5*	18.68	21.95
20kg	Thick Bed floor adhesive	2	22.09	25.96
20kg	White floor adhesive	3.5*	21.23	24.95
20kg	Flexible Fast Set adhesive	3.5*	34.00	39.95
5kg	White Mosaic Fix adhesive	1.3-3.1	13.57	15.94
5l	White Wall tile adhesive	3-4	10.17	11.95

*Please note that coverage is approx 2.5m² for uncalibrated slate

Grouts

5kg	White grout	1-4	8.47	9.95
5kg	Grey grout	1.5-4	5.06	5.95
20kg	Grey grout	6-12	12.72	14.95
5kg	Sandstone/Limestone grout	1.5-4	8.47	9.95
20kg	Sandstone/Limestone grout	6-12	21.23	24.95

Sealants

500ml	MN Stain-Stop	2-10	15.28	17.95
1l	MN Stain-Stop	4-20	29.75	34.96
5l	MN Stain-Stop	20-100	140.39	164.96
1l	MN Stain-Stop ECO	4-20	27.19	31.95
5l	MN Stain-Stop ECO	20-100	127.62	149.95
1l	TC Classic Primer	up to 5m ²	16.13	18.95
5l	TC Classic Primer	up to 25m ²	74.00	86.95
1l	Cobble Wax	up to 100	15.28	17.95
1l	TC Classic Wax	up to 10	15.28	17.95
5l	TC Classic Wax	up to 50	68.04	79.95
1l	TC Eversheen	20-200	10.17	11.95
5l	TC Eversheen	100-1000	46.76	54.94
1l	Multi Seal	7-12	20.38	23.95
5l	Multi Seal	35-60	93.58	109.96
1l	FZ Protective Impregnator	up to 50	23.79	27.95
5l	FZ Protective Impregnator	up to 250	110.60	129.96
500ml	KF Stain-Stop	3.5-7.5	16.13	18.95
1l	KF Stain-Stop	7-15	30.59	35.94
5l	KF Stain-Stop	35-75	144.64	169.95
1l	MN Colour Intensifier	10m ²	13.15	15.45

Maintenance Products

1l	Easy-Care	20ml per 10ltr bucket	10.17	11.95
5l	Easy-Care	20ml per 10ltr bucket	42.52	49.96
1l	FZ Conditioning Cleaner	20ml per 10ltr bucket	10.17	11.95
5l	FZ Conditioning Cleaner	20ml per 10ltr bucket	45.06	52.95
1l	FZ Intensive Cleaner	10-15	11.87	13.95
5l	FZ Intensive Cleaner	50-75	56.98	66.95
500ml	Grout cleaner	10m ²	7.87	9.25
500ml	Easy Clean Spray	20m ²	8.94	10.50
1l	Wax Off	5-10	11.87	13.95
500ml	KF Grout Protector	5	16.13	18.95
500ml	KF Limescale Away	8	8.97	10.54
1l	Fila PS87	30	14.44	16.97
1l	Fila Hydrorep	20	16.98	19.95
1l	Fila Filafob	10-20	46.76	54.94
1l	Fila Satin	20-50	15.28	17.95
1l	Fila Matt	20-50	17.83	20.95
1l	Fila Cleaner	50-1500	8.47	9.95
1l	Wexa Multi Purpose Cleaner	5-100m ²	11.02	12.95

Preparatory Products

1m	Fleximat	1	14.43	16.96
1kg	Universal Bonding Agent	12	8.05	9.46
2.5kg	Flexibond	Varies	18.68	21.95
25kg	Universal Levelling Compound	2-4.5	21.23	24.95
1m	Shower Liner	1	13.57	15.94
30m	Shower Liner Tape	30lm	4.21	4.95

WE OFFER A TILE INSTALLATION SERVICE, PLEASE ASK FOR DETAILS

Size	Product	Coverage/m ² (approx.)	£ Price/each	
			ex vat	inc vat
290ml	Shower Liner Sealing Compound	Varies	16.98	19.95
1l	MN Builders Clean	30-50	8.94	10.50
1l	KF Cement Residue Remover	15-30	8.94	10.50
1l	MN Power Clean	10-30	10.17	11.95
	Underfloor Heating	Mat Size		
	Bath mats	0.9m ²	65.96	77.50
	Bath mats	1.2m ²	93.58	109.96
	Bath mats	1.8m ²	131.87	154.95
	Bath mats	2.4m ²	170.17	199.95
	Bath mats	3.6m ²	276.56	324.96
	Standard mats	2m ²	97.87	115.00
	Standard mats	3m ²	136.17	160.00
	Standard mats	4m ²	170.21	200.00
	Standard mats	5m ²	212.76	249.99
	Standard mats	6m ²	251.06	295.00
	Standard mats	7m ²	285.10	334.99
	Standard mats	8m ²	310.64	365.00
	Standard mats	10m ²	361.70	425.00
	Sole source	2m ²	93.61	109.99
	Sole source	3m ²	140.43	165.01
	Sole source	4m ²	182.98	215.00
	Sole source	5m ²	225.53	265.00
	Sole source	6m ²	263.82	309.99
	Sole source	7m ²	306.38	360.00
	Sole source	8m ²	361.70	425.00
	Sole source	10m ²	446.81	525.00
	Thermostat/timer air and floor		74.47	87.50
	RCD 13 amp		40.42	47.49
	RCD 25 amp		53.19	62.50

BATHROOMS

Catalogue Page	Product	Dimensions/cm	Special Order	£ Price/each	
				ex vat	inc vat

Collections

Prices quoted exclude taps and wastes.

p 158

Bastide

Washstand 800 (includes waste and overflow)	h85 x w80 x d55	1697.87	1995.00
Washstand 1170 (includes waste and overflow)	h85 x w117 x d55	2123.40	2495.00
Washstand 1470 (includes wastes and overflows)	h85 x w147 x d55	2548.94	2995.00
Slatted bench	h44 x w74 x d40	234.04	275.00
Full linen cupboard	h194 x w65 x d42	1386.96	1595.00
Towel ladder	h180 x w60 x d43	165.96	195.00
Demi linen cupboard	h125.5 x w65 x d42	846.81	995.00
Petit mirror	h74 x w74 x d2.3	208.51	245.00
Midi mirror	h74 x w111 x d2.3	251.06	295.00

Available in Light Oak, Bone White or Blue Ashes. Washstands are also available with a Graphite or Ivory lavastone worktop.

p 162

Jura

Washstand 700	h78 x w70 x d49	1697.87	1995.00
Washstand 1030	h78 x w103 x d49	2123.40	2495.00
Washstand 1330	h78 x w133 x d49	2548.94	2995.00
Linen cupboard	h178 x w76 x d46	1400.00	1645.00
Mirror	h60 x w70 x d2	208.51	245.00
Mirror	h60 x w103 x d2	251.06	295.00
Mirror	h60 x w133 x d2	276.60	325.00

p 165

Original Shaker

Washstand 500 with Lavastone bowl	Washstand: h70 x w50 x d50/Bowl: h16 x dia 42.5	1357.45	1595.00
Washstand 700 (including waste and trap)	h85 x w71 x d53	1697.87	1995.00

WE OFFER A BATHROOM DESIGN SERVICE, PLEASE ASK FOR DETAILS

Catalogue Page	Product	Dimensions/cm	Special Order	£ Price/each	
				ex vat	inc vat
	Washstand 900 (including waste and trap)	h85 x w96 x d53		2123.40	2495.00
	5 peg rail	h8.5 x w112 x d9.5		41.70	49.00
	7 peg rail	h8.5 x w156.8 x d9.5		55.32	65.00
	9 peg rail	h8.5 x w201.6 x d9.5		67.23	79.00
	Medicine cabinet (right hinged door)	h70 x w44.6 x d15		421.28	495.00
	Mirror	h70 x w58.5 x d5		251.06	295.00
	Linen cupboard	h183 x w66 x d51		1357.45	1595.00
	Available in Bone White, Glass Samphire, Oak Apple, Ultramarine Ashes or Plumbago (except Peg Rails).				
p 169	Versailles				
	Large basin and pedestal	h88 x w68 x d55		659.57	775.00
	Small basin and pedestal	h88 x w63 x d51		617.02	725.00
	Toilet* (seat sold separately)	h84 x w42 x d71		617.02	725.00
	High level toilet* (seat sold separately)	h222(min)-258(max) x w36 x d68		676.00	795.00
	Versailles walnut toilet seat	n/a	SO	80.85	95.00
	Versailles white toilet seat	n/a		80.85	95.00
	Large Console (4 legs)	h89.5 x w112 x d63		1000.00	1175.00
	Small Console (2 legs)	h89.5 x w92 x d58		846.81	995.00
p 173	Battersea				
	Cloakroom basin and pedestal	h78.5 x w52 x d41.5		336.17	395.00
	Basin and pedestal (2 or 3 tap holes)	h82.5 x w64 x d49		421.28	495.00
	Toilet (seat sold separately)	h79.2 x w41.2 x d67.2		506.38	595.00
p 174	Classic				
	Basin and pedestal	h88.5 x w66 x d50		502.13	590.00
	Basin and washstand (2 or 3 tap holes)	h86 x w80 x d51		608.51	715.00
	Toilet (seat sold separately)	h79 x w43 x d65		502.13	590.00
	Bidet	h45.5 x w37.5 x d55		251.06	295.00
p 177	Manhattan				
	Basin and pedestal	h87 x w68.5 x d48		421.28	495.00
	Basin and washstand	h88 x w69 x d49		761.70	895.00
	Cloakroom basin	h22 x w53.5 x d38.5		221.28	260.00
	Vanity basin and washstand	h85 x w68.5 x d50		808.51	950.00
	Toilet (seat sold separately)	h80.3 x w40.5 x d69		523.40	615.00
p 178	Kensington				
	Basin and pedestal	h84 x w70 x d52		574.47	675.00
	Basin and washstand	h86 x w70 x d52		838.30	985.00
	High Level Toilet (seat sold separately)	h210 x w45 x d65		1038.30	1220.00
	Low level toilet (seat sold separately)	h93(min)-105(max) x w45 x d72		634.04	745.00
	Back to wall toilet (seat sold separately)	h41.5 x w36.5 x d54		719.15	845.00
	Wall hung toilet (seat sold separately)	37.5 x 39 x 55		804.25	945.00
	Wall hung bidet	h38.5 x w34 x d54.2		591.49	695.00
	Bidet	h38 x w33 x d54		327.66	385.00
p 182	Camden				
	Basin and pedestal	h81 x w57.8 x d45.8		246.81	290.00
	Cloakroom basin and pedestal	h81 x w45.7 x d36.5		229.79	270.00
	Toilet (seat sold separately)	h82.2 x w39.3 x d71.5		363.19	415.00
	Back to wall toilet (seat sold separately)	h40x w37 x d50.5		591.49	695.00
	Wall hung toilet (includes seat)	h33 x w36.5 x d54		676.59	795.00
Not illustrated	Xanthos				
	Washstand (includes waste and fixing brackets)	h96 x w60 x d55		1489.36	1750.00
	Mirror	dia 70 cm		361.70	425.00
p 185	Basins				
	Geo basin - Round	h15 x dia 40		336.17	395.00
	Geo basin - Square	h15 x w35 x d35		378.72	445.00
	Geo basin - Rectangle	h15 x w50 x d40		404.26	475.00
	Galaxy 60	h21 x w60 x d55		548.94	645.00
	Stainless steel wall bracket (for Galaxy 60)	n/a		148.94	175.00
	Galaxy 100	h21 x w100 x d55		804.26	945.00
	Eclipse bowl - Large	h17 x dia 45		404.26	475.00
	Eclipse bowl - Small	h14 x dia 32		251.06	295.00

WE OFFER A BATHROOM DESIGN SERVICE, PLEASE ASK FOR DETAILS

Catalogue Page	Product	Dimensions/cm	Special Order	£ Price/each	
				ex vat	inc vat
p 186	Stone Bowls				
	Luna stone bowl	h15 x dia 40		676.60	795.00
	Venetian marble bowl	h14 x dia 37.5		719.15	845.00
	Chrome wall bracket (for Venetian Marble bowl)	n/a		165.96	195.00
	Tarn bowl	Max. h20 - max. dia 50		463.83	545.00
	Tarn mirror	h81 x w61.5 x d2.3		361.70	425.00
	Tarn soap dish	Varies: max. h30-max. dia 50		46.81	55.00
	Tarn set (bowl, mirror and soap dish)	n/a	872.34	1025.00	
p 186	Logic Washstands				
	Washbench 600	h76 x w60 x d50		676.60	795.00
	Washbench 900	h76 x w90 x d50		761.70	895.00
	Washbench 1200	h76 x w120 x d50		846.81	995.00
p 189	Architectural Stone				
	Classico				
	Delphi basin and washbench 60	h24 x w60 x d50	SO	1268.09	1490.00
	Delphi basin and washbench 90	h24 x w90 x d50	SO	1523.40	1790.00
	Delphi basin and washbench 120	h24 x w120 x d50	SO	1778.72	2090.00
	Delphi basin	h18 dia 40	SO	761.70	895.00
	Gaia basin and washbench 60	h21.5 x w60 x d50	SO	1034.78	1190.00
	Gaia basin and washbench 90	h21.5 x w90 x d50	SO	1268.09	1490.00
	Gaia basin and washbench 120	h21.5 x w120 x d50	SO	1523.40	1790.00
	Gaia basin	h15.5 dia 42	SO	506.38	595.00
	Mythica basin 60	h21.5 x w60 x d50	SO	1272.34	1495.00
	Mythica basin 90	h21.5 x w90 x d50	SO	1400.00	1645.00
	Mythica basin 120	h21.5 x w120 x d50	SO	1697.87	1995.00
	Column basin	h85 x dia45	SO	1697.87	1995.00
	Aquari shower tray	h6 x l80 x w80	SO	846.81	995.00
	Aquari shower tray	h6 x l90 x w90	SO	1102.13	1295.00
	Aquari shower tray	h6 x l90 x w120	SO	1357.45	1595.00
	Blanco/Nero				
	Delphi basin and washbench 60	h24 x w60 x d50	SO	1485.11	1745.00
	Delphi basin and washbench 90	h24 x w90 x d50	SO	1740.43	2045.00
	Delphi basin and washbench 120	h24 x w120 x d50	SO	1995.74	2345.00
	Delphi basin	h18 dia 40	SO	846.81	995.00
	Gaia basin and washbench 60	h21.5 x w60 x d50	SO	1229.79	1445.00
	Gaia basin and washbench 90	h21.5 x w90 x d50	SO	1485.11	1745.00
	Gaia basin and washbench 120	h21.5 x w120 x d50	SO	1740.43	2045.00
	Gaia basin	h15.5 dia 42	SO	591.49	695.00
	Mythica basin 60	h21.5 x w60 x d50	SO	1527.66	1795.00
	Mythica basin 90	h21.5 x w90 x d50	SO	1655.32	1945.00
	Mythica basin 120	h21.5 x w120 x d50	SO	2038.30	2395.00
	Column basin	h85 x dia45	SO	1953.19	2295.00
	Aquari shower tray	h6 x l80 x w80	SO	1102.13	1295.00
	Aquari shower tray	h6 x l90 x w90	SO	1357.45	1595.00
	Aquari shower tray	h6 x l90 x w120	SO	1612.77	1895.00
	Crema				
	Delphi basin and washbench 60	h24 x w60 x d50	SO	1693.62	1990.00
	Delphi basin and washbench 90	h24 x w90 x d50	SO	1948.94	2290.00
	Delphi basin and washbench 120	h24 x w120 x d50	SO	2204.26	2590.00
	Delphi basin	h18 dia 40	SO	931.91	1095.00
	Gaia basin and washbench 60	h21.5 x w60 x d50	SO	1438.30	1690.00
	Gaia basin and washbench 90	h21.5 x w90 x d50	SO	1693.62	1990.00
	Gaia basin and washbench 120	h21.5 x w120 x d50	SO	1948.94	2290.00
	Gaia basin	h15.5 dia 42	SO	676.60	795.00
	Mythica basin 60	h21.5 x w60 x d50	SO	1697.87	1995.00
	Mythica basin 90	h21.5 x w90 x d50	SO	1910.64	2245.00
	Mythica basin 120	h21.5 x w120 x d50	SO	2293.62	2695.00
	Column basin	h85 x dia45	SO	2208.51	2595.00
	Aquari shower tray	h6 x l80 x w80	SO	1357.45	1595.00
	Aquari shower tray	h6 x l90 x w90	SO	1612.77	1895.00
	Aquari shower tray	h6 x l90 x w120	SO	1868.09	2195.00
	Azul				
	Delphi basin and washbench 60	h24 x w60 x d50	SO	1693.62	1990.00
	Delphi basin and washbench 90	h24 x w90 x d50	SO	1948.94	2290.00
	Delphi basin and washbench 120	h24 x w120 x d50	SO	2204.26	2590.00

WE OFFER A BATHROOM DESIGN SERVICE, PLEASE ASK FOR DETAILS

Catalogue Page	Product	Dimensions/cm	Special Order	£ Price/each	
				ex vat	inc vat
	Delphi basin	h18 dia 40	SO	931.91	1095.00
	Gaia basin and washbench 60	h21.5 x w60 x d50	SO	1438.30	1690.00
	Gaia basin and washbench 90	h21.5 x w90 x d50	SO	1693.62	1990.00
	Gaia basin and washbench 120	h21.5 x w120 x d50	SO	1948.94	2290.00
	Gaia basin	h15.5 dia 42	SO	676.60	795.00
	Mythica basin 60	h21.5 x w60 x d50	SO	1697.87	1995.00
	Mythica basin 90	h21.5 x w90 x d50	SO	1910.64	2245.00
	Mythica basin 120	h21.5 x w120 x d50	SO	2293.62	2695.00
	Column basin	h85 x dia45	SO	2208.51	2595.00
	Aquari shower tray	h6 x l80 x w80	SO	1357.45	1595.00
	Aquari shower tray	h6 x l90 x w90	SO	1612.77	1895.00
	Aquari shower tray	h6 x l90 x w120	SO	1868.09	2195.00

p 256 Toilet Seats - For prices see page 20 of the price list.

Baths

Prices quoted exclude taps and wastes.

p 192

Freestanding Baths

Le Bain de Bateau - Polished	h69.5 x l165 x w72	5102.13	5995.00
Le Bain de Bateau - Factory finish*	h69.5 x l165 x w72	3740.43	4395.00
Le Bain de Bateau - Primed	h69.5 x l165 x w72	3400.00	3995.00
Midas - Gold/Silver	h78 x l170 x w75	4893.62	5750.00
Versailles	h59 x l170 x w78	1187.23	1395.00
La Rochelle	h61 x l170 x w78	1187.23	1395.00
Flow Slipper	h56-78 x l154 x w75	1000.00	1175.00
Flow	h66 x l175 x w80	846.81	995.00
Jura (includes waste and overflow)	h56 x l189 x w90	2548.94	2995.00
St Moritz (includes waste)	h61.2 x l174 x w80	1510.64	1775.00

*Available in the following factory finished colours inspired by the Fired Earth paint range: Oak Apple, Parchment, Ultramarine Ashes, Smoke Blue and Dragon's Blood.

p 200

Built-in Baths

Classic	l170 x w75	553.19	650.00
Logic single-ended	All sizes	421.28	495.00
Logic double-ended	All sizes	591.49	695.00
Metro	l170 x w75	387.23	455.00

Showers and Enclosures

p 204

Madison sliding door enclosures

Straight sliding enclosure - right or left hand	h2000 x w1200	SO	910.64	1070.00
Straight sliding enclosure - right or left hand	h2000 x w1400	SO	1140.43	1340.00
Straight sliding enclosure - right or left hand	h2000 x w1600	SO	1319.15	1550.00
Straight sliding enclosure - right or left hand*	h2000 x w1200	SO	978.72	1150.00
Straight sliding enclosure - right or left hand*	h2000 x w1400	SO	1208.51	1420.00
Straight sliding enclosure - right or left hand*	h2000 x w1600	SO	1387.23	1630.00
Corner sliding enclosure - right or left hand	h2000 x w1200 x w800	SO	1182.98	1390.00
Corner sliding enclosure - right or left hand	h2000 x w1200 x w900	SO	1229.79	1445.00
Corner sliding enclosure - right or left hand	h2000 x w1400 x w800	SO	1412.77	1660.00
Corner sliding enclosure - right or left hand	h2000 x w1400 x w900	SO	1455.32	1710.00
Corner sliding enclosure - right or left hand	h2000 x w1600 x w800	SO	1591.49	1870.00
Corner sliding enclosure - right or left hand	h2000 x w1600 x w900	SO	1638.30	1925.00
Corner sliding enclosure - right or left hand*	h2000 x w1200 x w800	SO	1276.60	1500.00
Corner sliding enclosure - right or left hand*	h2000 x w1200 x w900	SO	1319.15	1550.00
Corner sliding enclosure - right or left hand*	h2000 x w1400 x w800	SO	1502.13	1765.00
Corner sliding enclosure - right or left hand*	h2000 x w1400 x w900	SO	1548.94	1820.00
Corner sliding enclosure - right or left hand*	h2000 x w1600 x w800	SO	1685.11	1980.00
Corner sliding enclosure - right or left hand*	h2000 x w1600 x w900	SO	1731.91	2035.00

*Anti Limescale.

p 204

Ithaca Shower Enclosures

Frameless* (including tray, waste and glass)	h2186 or 2076 x w90 or 90	SO	1148.94	1350.00
Frameless* (including tray, waste and glass)	h2186 or 2076 x w90 or 120	SO	1310.64	1540.00

WE OFFER A BATHROOM DESIGN SERVICE, PLEASE ASK FOR DETAILS

Catalogue Page	Product	Dimensions/cm	Special Order	£ Price/each	
				ex vat	inc vat

*Available in Chrome finish only. Available with optional anti-calcium finish on the glass, prices available on request. The tray can be installed either with or without tray legs, hence the different heights available.

p 207 **Eden frameless shower screens and enclosures**

Eden frameless shower screens and enclosures are available to special order, prices on request.

Not illustrated **Cathedral framed shower screens and enclosures**

Cathedral framed shower screens and enclosures are available to special order, prices on request.

p 208 **Shower Trays**

Low profile enamelled steel

Square	h3.5 x l80 x w80	SO	404.25	475.00
Square	h3.5 x l90 x w90	SO	421.27	495.00
Square	h3.5 x l100 x w100	SO	506.38	595.00
Rectangular tray	h3.5 x l90 x w80		412.76	485.00
Rectangular tray	h3.5 x l100 x w80		489.36	575.00
Rectangular tray	h3.5 x l100 x w90		497.87	585.00
Rectangular tray	h3.5 x l120 x w80		574.47	675.00
Rectangular tray	h3.5 x l120 x w90		582.98	685.00
Rectangular tray	h3.5 x l120 x w100		591.48	695.00
Neo-angle	h3.5 x l80 x w80		965.96	1135.00
Neo-angle	h3.5 x l90 x w80		982.98	1155.00
Neo-angle	h3.5 x l90 x w90		1000.00	1175.00
Neo-angle	h3.5 x l100 x w100		1017.02	1195.00

Marble mosaic

Square	h6 x l90 x w90	SO	1838.29	2160.00
Rectangular, Neo-Angle and Circular - Sizes made to measure	to special order, please ask instore for prices.			

Solid marble

Square (2 polished sides)	h10 x l90 x w90	SO	1225.53	1440.00
Rectangular, Neo-Angle and Circular - Sizes made to measure	to special order, please ask instore for prices.			

Acrylic

Square	h18.5 x l76 x w76		234.04	275.00
Square	h18.5 x l80 x w80		251.06	295.00
Square	h18.5 x l90 x w90		336.17	395.00
Square	h18.5 x l100 x w100		378.72	445.00
Rectangular tray	h18.5 x l90 x w80		378.72	445.00
Rectangular tray	h18.5 x l100 x w80		404.26	475.00
Rectangular tray	h18.5 x l120 x w76		421.28	495.00
Rectangular tray	h18.5 x l120 x w80		421.28	495.00
Rectangular tray	h18.5 x l120 x w90		421.28	495.00
Neo-Angle tray	h18.5 x l90 x w90		319.15	375.00
Neo-Angle tray	h18.5 x l100 x w100		336.17	395.00
Extended neo-angle tray - right or left hand	h18.5 x l120 x w90		404.26	475.00
Extended neo-angle tray - right or left hand	h18.5 x l140 x w90		421.28	495.00

p 210 **Exposed Showers**

Glacier 03 Grande (includes handset and shower rose)*		1063.83	1250.00
Avebury (includes shower arm and 200mm shower rose)		846.81	995.00
Avebury Grande (includes shower arm and 200mm shower rose)		1165.96	1370.00
Metro Grande (includes handset, shower arm and shower rose)		1357.45	1595.00
Classic (includes shower arm and excludes shower rose)		931.91	1095.00
Classic Grande (includes handset and shower arm and excludes shower rose)		1255.32	1475.00
Bastide 3/4 Exposed Thermostatic (includes handset and shower arm and excludes ball joint and shower rose)		1697.87	1995.00

*Non-thermostatic.

p 213 **Wet Rooms - Please ask instore for details.**

p 214 **Concealed Showers**

Classic			
Dual control shower (excludes arm)		804.26	945.00
Ceiling mounted arm and ball joint		106.38	125.00
Wall mounted arm and ball joint		123.40	145.00
4" Shower rose		63.83	75.00
8" Shower rose		123.40	145.00
12" Shower rose		251.06	295.00

WE OFFER A BATHROOM DESIGN SERVICE, PLEASE ASK FOR DETAILS

Catalogue Page	Product	Dimensions/cm	Special Order	£ Price/each	
				ex vat	inc vat
	Bastide				
	Dual control shower			676.60	795.00
	Dual control shower with 2 valves			761.70	895.00
	Dual control shower with 3 valves			846.81	995.00
	Hand shower with slider rail			421.28	495.00
	200mm shower rose			148.93	175.00
	Ceiling arm			123.40	145.00
	Wall arm			165.95	195.00
	Body jet			80.85	95.00
	Avebury				
	Dual control shower with 8" shower rose			846.81	995.00
	Avebury shower accessory kit			336.17	395.00
	Greenwich				
	Mono control shower			829.79	975.00
	5" Shower rose			191.49	225.00
	Jura				
	Dual control shower			574.47	675.00
	8" shower rose and shower arm			251.06	295.00
	Hand shower with slider rail			293.62	345.00
	Glacier				
	Dual control shower			957.45	1125.00
	6" Shower rose			208.51	245.00
	62mm 6 Jet multifunctional shower rose			319.15	375.00
	Logic				
	Dual control shower			319.15	375.00
	Dual control shower with diverter			451.06	530.00
	Hand shower with slider rail			106.38	125.00
	200mm Shower rose			200.00	235.00
	Exafil bath filler			157.45	185.00
	Body jet			38.30	45.00
	Glacier 03				
	Dual control shower			353.19	415.00
	Dual control shower with diverter			438.30	515.00
	180mm Shower rose			336.17	395.00
	Hand shower with slider rail			319.15	375.00
	Metro - X Tool				
	Dual control shower			1017.02	1195.00
	Dual control shower with 2 valves			1357.45	1595.00
	Dual control shower with 3 valves			1697.87	1995.00
	Hand shower			308.70	355.00
	100mm Multifunctional shower rose			302.13	355.00
	Exafil bath filler			340.43	400.00
	200mm Shower rose			463.83	545.00
	Body jet			191.49	225.00

Shower pumps are available, please ask instore for prices.

Tap and Mixers

p 230	Avebury	Overall height		
	Basin taps	12	208.51	245.00
	Bath taps	14	251.06	295.00
	3 Hole basin mixer	11.5	421.28	495.00
	Wall mounted vessel filler	n/a	421.28	495.00
	Deck mounted vessel filler	21	421.28	495.00
	Bath mounted bath and shower mixer	46	804.26	945.00
	Bath mounted thermostatically controlled bath/shower mixer	46	1102.13	1295.00
	Wall mounted bath and shower mixer	43	804.26	945.00
	Wall mounted thermostatically controlled bath/shower mixer	43	1102.13	1295.00
	Standpipes	70	421.28	495.00
	p 232	Bastide	Overall height	
Single lever tap		15.5	336.17	395.00
3 Hole basin deck mixer		16	506.38	595.00
3 Hole basin wall mixer		n/a	506.38	595.00
Wall mounted bath and shower mixer		25.8	1017.02	1195.00
Bath mounted bath and shower mixer		28.4	1102.13	1295.00
Standpipes		77.6	421.28	495.00

WE OFFER A BATHROOM DESIGN SERVICE, PLEASE ASK FOR DETAILS

Catalogue Page	Product	Dimensions/cm	Special Order	£ Price/each	
				ex vat	inc vat
p 233	Greenwich	Overall height			
	Basin taps	12		234.04	275.00
	Bath taps	13		251.06	295.00
	Bath mixer	17.5		574.47	675.00
	3 Hole basin mixer	10		446.81	525.00
	Bidet monobloc mixer	11		319.15	375.00
	Wall mounted bath filler	20		421.28	495.00
	Bath and shower mixer	39.5		846.81	995.00
	Standpipes	63		361.70	425.00
p 235	Classic	Overall height			
	Basin taps	12		234.04	275.00
	Bath taps	14		336.17	395.00
	3 Hole basin mixer	11.5		378.72	445.00
	Basin monobloc mixer	10.5		251.06	295.00
	Bidet monobloc mixer	9		319.15	375.00
	Bath mixer and overhead shower with fixed riser*	128		846.81	995.00
	Bath and shower mixer	39.6		761.70	895.00
	Standpipes	63		361.70	425.00
	*Excludes shower rose.				
p 236	Metro	Overall height			
	Basin taps	10		378.72	445.00
	3 Hole basin mixer	28		557.45	655.00
	Basin bridge mixer	29		489.36	575.00
	Bath wall spout and taps	n/a		574.47	675.00
	Basin wall spout and taps	n/a		574.47	675.00
	Single lever basin mixer	32		404.26	475.00
	Single lever basin mixer extended	42.5		574.47	675.00
	Bidet monobloc mixer	18		489.36	575.00
	Exafil bath filler and deck valves	8		574.47	675.00
	Basin mixer	28.5		404.26	475.00
	Bath and shower mixer	42		1085.11	1275.00
	Bath and shower mixer with standpipes	93		1723.40	2025.00
p 238	Glacier	Overall height			
	Basin taps	12.5		378.72	445.00
	Single lever basin mixer	15		319.15	375.00
	Single lever basin mixer extended	30.5		378.72	445.00
	Bath taps	16		378.72	445.00
	3 Hole basin mixer	4.5		378.72	445.00
	Bidet monobloc mixer	14.7		319.15	375.00
	Bath wall spout and taps	n/a		489.36	575.00
	Basin wall spout and taps	n/a		404.26	475.00
	Bath and shower mixer	13		829.79	975.00
	Standpipes	68.5		489.36	575.00
p 239	Glacier 03	Overall height			
	Bath and shower mixer	15.6		421.28	495.00
	Floor mounted bath and shower spout	77.2 (spout height)		693.62	815.00
	Floor mounted bath spout with wall or deck mixer valve	82.5		469.57	540.00
	4 Hole bath and shower mixer	n/a		480.85	565.00
	3 Hole basin mixer	20		293.62	345.00
	Extended single lever basin mixer	24.5		251.06	295.00
Single lever basin spout	50		234.04	275.00	
p 241	Logic	Overall height			
	Basin mixer	32		208.51	245.00
	3 Hole basin mixer	28		208.51	245.00
	Single lever basin mixer	32		165.96	195.00
	Basin wall spout and taps	n/a		191.49	225.00
	Bath wall spout and taps	n/a		212.77	250.00
	Exafil bath filler with wall mounted valves	n/a		356.52	410.00
	Bath and shower mixer	34		353.19	415.00
	Standpipes	70		191.49	225.00

WE OFFER A BATHROOM DESIGN SERVICE, PLEASE ASK FOR DETAILS

Catalogue Page	Product	Dimensions/cm	Special Order	£ Price/each		
				ex vat	inc vat	
p 241	Jura	Overall height				
	Tall single lever basin mixer	24.2		378.72	445.00	
	Wall mounted basin mixer	n/a		463.83	545.00	
	Deck mounted bath and shower mixer	28.5		846.81	995.00	
	Standpipes	72		463.83	545.00	
Finishing Touches						
p 244	Heated Towel Rails					
	Classic					
	Closed water system	h77.8 x w68.7 x d26.8		1187.23	1395.00	
	Dual Fuel	h77.8 x w68.7 x d26.8		1187.23	1395.00	
	Electric	h77.8 x w68.7 x d26.8		1187.23	1395.00	
	Greenwich					
	Closed water system	h66 x w61 x d38		676.60	795.00	
	Dual Fuel	h66 x w61 x d38		676.60	795.00	
	Electric	h66 x w61 x d38		676.60	795.00	
	Versailles					
	Closed water system	h95.2 x w68.2 x d23.5		1017.02	1195.00	
	Dual Fuel	h95.2 x w68.2 x d23.5		1017.02	1195.00	
	Electric	h95.2 x w68.2 x d23.5		1017.02	1195.00	
	Versailles Cloakroom					
	Closed water system	h95.2 x w54 x d23.5		846.81	995.00	
	Dual Fuel	h95.2 x w54 x d23.5		846.81	995.00	
	Electric	h95.2 x w54 x d23.5		846.81	995.00	
	Flow					
	Closed water system	h95.5 x w68.7 x d16.1		591.49	595.00	
	Dual Fuel	h95.5 x w68.7 x d16.1		591.49	595.00	
	Electric	h95.5 x w68.7 x d16.1		591.49	595.00	
	Corbusier					
	Closed water system	h100 x w53 x d9.5*		676.60	795.00	
	Closed water system	h60 x w43 x d9.5*		617.02	725.00	
	Closed water system	h140 x w68 x d9.5*		846.81	995.00	
	Closed water system	h140 x w53 x d9.5*		846.81	995.00	
	Electric	h100 x w53 x d9.5*		761.70	895.00	
	Electric	h60 x w43 x d9.5*		744.68	875.00	
	Electric	h140 x w68 x d9.5*		1102.13	1295.00	
	Electric	h140 x w53 x d9.5*		1102.13	1295.00	
	Dual Fuel	h100 x w53 x d9.5*		761.70	895.00	
	Dual Fuel	h60 x w43 x d9.5*		744.68	875.00	
	Dual Fuel	h140 x w68 x d9.5*		1102.13	1295.00	
	Dual Fuel	h140 x w53 x d9.5*		1102.13	1295.00	
	Optional chrome element cover - dual fuel and electric models only			63.83	75.00	
	Mirrored Radiator					
	Rectangle	h84 x w46 x d9.5		591.49	695.00	
	Rectangle	h124 x w46 x d9.5		761.70	895.00	
	Rectangle	h154 x w46 x d9.5		846.81	995.00	
	Cast Iron Radiator					
		h76.5 x w35 x d23		1102.13	1295.00	
	*Dimensions may vary by +/-5mm. All prices include a fixing kit (not required for Electric). Open water systems are available to special order, prices on request.					
	p 246	Richmond Accessories				
		Double towel rail	w61 x d13		123.40	145.00
		Clean towel shelf	w45.7 x d32.1		234.04	275.00
		Glass shelf	w45.8 x d18		208.51	245.00
		Hinged towel rail	h93.9 x w61		421.28	495.00
Iroko shower seat		h27.9 x w47 x d25.4		165.96	195.00	
Freestanding ceramic toilet brush set		h37.5 dia 11.4		106.38	125.00	
Freestanding toilet brush set		h40 dia 9		140.43	165.00	
Waste bin		h28 dia 18.7		148.94	175.00	
Freestanding glass tumbler with holder		h13 x w9.6		106.38	125.00	
Double ended toilet roll holder		h8 x w15		127.66	150.00	
Freestanding soap rack		h4.5 x w11		63.83	75.00	

WE OFFER A BATHROOM DESIGN SERVICE, PLEASE ASK FOR DETAILS

Catalogue Page	Product	Dimensions/cm	Special Order	£ Price/each	
				ex vat	inc vat
	Corner sponge basket	w12.5 x d12.5		80.85	95.00
	Wall mounted ceramic tumbler with holder	h9.8 x w12.4		63.83	75.00
	Open ended toilet roll holder	h8.4 x w16.5		63.83	75.00
	Freestanding soap dispenser	h19.2 dia 6.3		106.38	125.00
	Deep corner sponge basket	w28 x d20.3		114.89	135.00
	Ball robe hook	dia 4.8		42.55	50.00
	Freestanding electric toothbrush holder	h7.8 x w12.1		63.83	75.00
	Freestanding toothbrush holder	h11 x w9.8		106.38	125.00
	Large semicircular sponge basket	w26.2 x d13.3		106.38	125.00
	Single robe hook	h7 dia 5.3		42.55	50.00
	Freestanding soap dish	h3.8 x w13		106.38	125.00
	Wall mounted ceramic soap dish with holder	h11 x w9.8		63.83	75.00
	Large sponge basket	w26 x d18.9		123.40	145.00
	Spare toilet roll holder	h14.5 x w12.4		63.83	75.00
	Towel ring	dia 15.2		63.83	75.00
	Wall mounted soap dispenser	h11.8 x w9		63.83	75.00
	Soap and sponge basket	w30.8 x d8.5		148.94	175.00
p 250	Chelsea Accessories				
	Double towel rail	w60 x d16.5		123.40	145.00
	Single towel rail	w60 x d11.5		123.40	145.00
	Corner basket	radius 21 x d21		148.94	175.00
	Towel rack	w54 x d30		319.15	375.00
	Sponge basket	w32.5 x d15.5		148.94	175.00
	Glass shelf	w60 x d14		123.40	145.00
	Double ended toilet roll holder	w19 x d10		63.83	75.00
	Towel ring	dia 15		63.83	75.00
	Soap and sponge basket	w44 x d15.5		123.40	145.00
	Bath grab rail	w41 x d7		123.40	145.00
	Spare toilet roll holder	w16 x d5		63.83	75.00
	Wall mounted glass tumbler with holder	w14 x d10.5		63.83	75.00
	Wall mounted glass soap dish with holder	w7 x d10.5		63.83	75.00
	Robe hook	w5 x d8		38.30	45.00
	Double robe hook	w13 x d11		38.30	45.00
p 252	Chiswick Accessories				
	Shower stack	h33.2 x w21.5 x d15.7		123.40	145.00
	Glass shelf	w58 x d9		63.83	75.00
	Single towel rail	w57 x d7.8		63.83	75.00
	Towel ring	h17.5 x w21.6		38.30	45.00
	Toilet roll holder	w17.6 x d7.8		38.30	45.00
	Robe hook	h5.4 x d4.5		21.28	25.00
	Wall mounted soap dish with holder	h4 x w14 x d12.2		38.30	45.00
	Wall mounted glass tumbler with holder	h9.6 x w6.7 x d12.2		38.30	45.00
	Sponge rack	w24.4 x d15.8		63.83	75.00
	Soap rack	w15.4 x d13.7		63.83	75.00
	Freestanding toilet brush set	h38 dia 90		80.85	95.00
p 253	Mirrors				
	Tarn Mirror	h81 x w61.5 x d2.3		361.70	425.00
	Large stainless steel mirror	h90 x w90		251.06	295.00
	Small stainless steel mirror	h57.5 x w57.5		148.94	175.00
	Large walnut mirror	h88 x w118.6		404.26	475.00
	Small walnut mirror	h63.3 x w53.2		234.04	275.00
	Large pippy oak mirror	h88 x w118.6		404.26	475.00
	Small pippy oak mirror	h63.3 x w53.2		234.04	275.00
	Richmond Mirrors				
	Freestanding mirror	16.5 diameter		165.96	195.00
	Extending mirror	16.5 diameter		208.51	245.00
	Illuminated mirror	23.5 diameter		506.38	595.00
	Square mirror	h53.5 x w56.5		378.72	445.00
	Round mirror	h50 x w61 (glass dia 50)		251.06	295.00
	Oval mirror	h57 x w49.5 (glass w39)		234.04	275.00
	Logic Mirrors				
	Mirror 600	h60 x w60 x d4		123.40	145.00
	Mirror 900	h60 x w90 x d4		148.94	175.00
	Mirror 1200	h60 x w120 x d4		165.96	195.00
	Spot light	n/a		8.51	10.00

WE OFFER A BATHROOM DESIGN SERVICE, PLEASE ASK FOR DETAILS

Catalogue Page	Product	Dimensions/cm	Special Order	£ Price/each	
				ex vat	inc vat
p 256	Toilet Seats				
	Oak/Beech/Ash solid wood			212.77	250.00
	Mahogany finish			212.77	250.00
	Orchid White			276.60	325.00
	Oak/Beech/Ash solid wood with handles			251.06	295.00
	Mahogany finish with handles			251.06	295.00
	Orchid White with handles			314.89	370.00
	Soft close White with handles			234.04	275.00
	Soft close Wenge solid wood includes optional handles			234.04	275.00
	Soft close Oak solid wood includes optional handles			234.04	275.00
	All toilet seat fittings are in Chrome.				

KITCHENS

Catalogue Page	Product	Finishes Available	Dimensions/cm h x w x d	Special Order	£ Price/each	
					ex vat	inc vat
	Bastide					
p 264	Sink Combinations					
	Worktop in Light Oak or Warm Oak with Swan neck bridge mixer taps (height excludes 8cm upstand)					
	Sink combination 1550B	All	91 x 155 x 65	SO	3314.89	3895.00
	Sink combination 1920A**	All	91 x 192 x 65	SO	4251.06	4995.00
	Sink combination 2150B**	All	91 x 215 x 65	SO	3740.43	4395.00
	Sink combination 2150C	All	91 x 215 x 65	SO	3357.45	3945.00
	Sink combination 2520A	All	91 x 252 x 65	SO	4506.38	5295.00
	Sink combination 2520B**	All	91 x 252 x 65	SO	4293.62	5045.00
	Sink combination 2520C**	All	91 x 252 x 65	SO	5102.13	5995.00
	Worktop in Light Oak or Warm Oak finish with Bib taps (height excludes 8cm upstand)					
	Sink combination 1550B**	All	91 x 155 x 65	SO	3272.34	3845.00
	Sink combination 2150B**	All	91 x 215 x 65	SO	3697.87	4345.00
	Sink combination 2150C**	All	91 x 215 x 65	SO	3314.89	3895.00
	Lavastone worktop in Ivory or Graphite with Swan neck bridge mixer taps (height excludes 8cm upstand)					
	Sink combination 1550B**	All	91 x 155 x 65	SO	3612.77	4245.00
	Sink combination 1920A**	All	91 x 192 x 65	SO	4676.60	5495.00
	Sink combination 2150B**	All	91 x 215 x 65	SO	4038.30	4795.00
	Sink combination 2150C**	All	91 x 215 x 65	SO	3697.87	4345.00
	Sink combination 2520A**	All	91 x 252 x 65	SO	5059.57	5945.00
	Sink combination 2520B**	All	91 x 252 x 65	SO	4846.81	5695.00
	Sink combination 2520C**	All	91 x 252 x 65	SO	5655.32	6645.00
	Lavastone worktop in Ivory or Graphite with Bib taps (height excludes 8cm upstand)					
	Sink combination 1550B**	All	91 x 155 x 65	SO	3570.21	4195.00
	Sink combination 2150B**	All	91 x 215 x 65	SO	4038.30	4745.00
	Sink combination 2150C**	All	91 x 215 x 65	SO	3655.32	4295.00

p 264	Sinks					
	Bastide belfast sink (inc. waste)		22.5 x 59.5 x 47.5		255.32	300.00
	Bastide double sink (inc. wastes)		23 x 99.5 x 46.5		723.40	850.00

p 264	Taps					
	Swan neck bridge mixer with levers	Chrome	height 38 tap centres 18		382.98	450.00
	Swan neck bridge mixer with cross heads	Chrome	height 38 tap centres 18		382.98	450.00
	Farmhouse bib taps	Chrome	height 23		340.43	400.00

Please note: Sink Combinations include sink, waste/s and taps as stated. Swan neck bridge mixer taps are available with either cross head or lever.

p 265	Floor Combinations					
	Worktop in Light Oak or Warm Oak (height excludes 8cm upstand)					
	Floor combination 810A* **	All	91 x 81 x 65	SO	1357.45	1595.00
	Floor combination 810B	All	91 x 81 x 65	SO	1527.66	1795.00

WE OFFER KITCHEN PLANNING AND TILE INSTALLATION SERVICES

Catalogue Page	Product	Finishes Available	Dimensions/cm h x w x d	Special Order	£ Price/each	
					ex vat	inc vat
	Floor combination 1180A**	All	91 x 118 x 65	SO	2378.72	2795.00
	Floor combination 1180B	All	91 x 118 x 65	SO	2336.17	2745.00
	Floor combination 1480A**	All	91 x 148 x 65	SO	2293.62	2695.00
	Floor combination 1480B**	All	91 x 148 x 65	SO	1825.53	2145.00
	Floor combination 1480C **	All	91 x 148 x 65	SO	2889.36	3395.00
	Floor combination 1480D**	All	91 x 148 x 65	SO	2804.26	3295.00
	Floor corner combination 1480* **	All	91 x 148 x 65	SO	2378.72	2795.00
	Floor combination 1550A**	All	91 x 155 x 65	SO	3314.89	3895.00
	Floor combination 1550C**	All	91 x 155 x 65	SO	2080.85	2445.00
	Floor combination 1850A**	All	91 x 185 x 65	SO	4165.96	4895.00
	Floor combination 1850B	All	91 x 185 x 65	SO	3357.45	3945.00
	Floor combination 1850C	All	91 x 185 x 65	SO	3017.02	3545.00
	Floor combination 2150A	All	91 x 215 x 65	SO	4080.85	4795.00
	Floor combination 2520D**	All	91 x 252 x 65	SO	4872.34	5725.00
	Floor combination 2520E**	All	91 x 252 x 65	SO	5425.53	6375.00
	Lavastone worktop in Ivory or Graphite (height excludes 8cm upstand)					
	Combination 1480A**	All	91 x 148 x 65	SO	2767.60	3145.00
	Combination 1480B**	All	91 x 148 x 65	SO	2208.51	2595.00
	Combination 1480C**	All	91 x 148 x 65	SO	3272.34	3845.00
	Combination 1480D**	All	91 x 148 x 65	SO	3187.23	3745.00
	Corner combination 1480* **	All	91 x 148 x 65	SO	2719.15	3195.00
	*Left or right hinged door opening available.					
p 267	Wall Combinations					
	Wall combination 490A*	All	83 x 49 x 32.5	SO	723.40	850.00
	Wall combination 490B	All	83 x 49 x 32.5	SO	676.60	795.00
	Wall combination 790A	All	83 x 79 x 32.5	SO	804.26	945.00
	Wall combination 790B	All	83 x 79 x 32.5	SO	914.89	1075.00
	Wall combination 1160A	All	83 x 116 x 32.5	SO	1319.15	1550.00
	Wall combination 1160B	All	83 x 116 x 32.5	SO	1382.98	1625.00
	Wall combination 1460A	All	83 x 146 x 32.5	SO	1510.64	1775.00
	Wall combination 1530A	All	83 x 153 x 32.5	SO	1787.23	2100.00
	Wall combination 1530B	All	83 x 153 x 32.5	SO	1851.06	2175.00
	Wall combination 2200A	All	83 x 220 x 32.5	SO	2493.62	2930.00
	*Left or right hinged door opening available.					
p 268	Freestanding					
	Console**	All	91 x 148 x 45	SO	1489.36	1750.00
	Butcher's block	All	91 x 81 x 60	SO	1404.26	1650.00
	Island preparation table	All	91 x 148 x 90	SO	2340.43	2750.00
	Bar stool	All	103.5 x 42 x 42	SO	336.17	395.00
	Armoire	All	175 x 124 x 45.5	SO	2255.32	2650.00
	Glazed armoire	All	175 x 124 x 45.5	SO	2510.64	2950.00
	Settle	All	78.8 x 152 x 63	SO	1404.26	1650.00
	Settle cushion pack	DB, GB, CL, CH**		SO	851.06	1000.00
	Settle cushion pack	L		SO	306.38	360.00
	Settle bolster cushion	DB, GB, CL, CH**		SO	170.21	200.00
	Settle bolster cushion	L		SO	59.57	70.00
	Coffee table	All	50 x 120 x 60	SO	846.81	995.00
	Side table	All	65 x 60 x 60	SO	659.57	775.00
	Plate rack**	All	100 x 87 x 31	SO	846.81	995.00
	Wall unit**	All	100 x 77 x 31.5	SO	808.51	950.00
	Large pan shelf	All	25 x 150 x 25	SO	361.70	425.00
	Small pan shelf	All	25 x 100 x 25	SO	276.60	325.00
	Large wine rack**	All	175 x 124 x 45	SO	2340.43	2750.00
	Small wine rack**	All	99 x 90 x 36	SO	1017.02	1195.00
	Dresser	All	193 x 148 x 65	SO	3787.23	4450.00
	Side Board**	All	91 x 148 x 65	SO	2765.96	3250.00
	Large table	All	77 x 200 x 100	SO	1357.45	1595.00
	Large extending table**	All	77 x 200 x 100 (Extended - 77 x 300 x 100)	SO	1697.87	1995.00
	Large bench**	All	45 x 200 x 35	SO	723.40	850.00
	Small table **	All	77 x 148 x 90	SO	1234.04	1450.00
	Small extending table**	All	77 x 148 x 90 (Extended - 77 x 248 x 90)	SO	1574.47	1850.00
	Small bench**	All	45 x 148 x 35	SO	506.38	595.00

WE OFFER KITCHEN PLANNING AND TILE INSTALLATION SERVICES

Catalogue Page	Product	Finishes Available	Dimensions/cm h x w x d	Special Order	£ Price/each	
					ex vat	inc vat

Round table	All	77 x dia 125	SO	1574.47	1850.00
Chair	All	105 x 46 x 42	SO	251.06	295.00
Carver chair**	All	105 x 59 x 47	SO	421.28	495.00

**Cushion finishes: (DB) Dark Brown leather, (GB) Golden Brown leather, (CL) Hand Antiqued Classic leather, (CH) Hand Antiqued Chestnut leather, (L) Natural Linen/Cotton Mix.

Finishes: All pieces are available in Light Oak, Chalk White, Warm Oak, Oak Apple, Weald Green and Bamiyan Blue. Contrasting wood detail on painted items is available in Light Oak and Warm Oak. Colour samples are available.

**Not illustrated in catalogue. Full range available to view at www.fireearth.com

Jura

p 276

Sink Combinations

Oak worktop and Boilerhouse mixer tap (height excludes 8cm upstand)

Sink combination 1760A**	Blonde Oak/Ash	90 x 176 x 65	SO	3229.79	3795.00
Sink combination 1760B**	Blonde Oak/Ash	90 x 176 x 65	SO	3629.79	4265.00
Sink combination 2410A**	Blonde Oak/Ash	90 x 241 x 65	SO	4336.17	5095.00
Sink combination 2410B**	Blonde Oak/Ash	90 x 241 x 65	SO	4914.89	5775.00

Oak worktop and Boilerhouse mixer tap with spray (height excludes 8cm upstand)

Sink combination 1760A**	Blonde Oak/Ash	90 x 176 x 65	SO	3340.43	3925.00
Sink combination 1760B**	Blonde Oak/Ash	90 x 176 x 65	SO	3740.43	4395.00
Sink combination 2410A**	Blonde Oak/Ash	90 x 241 x 65	SO	4446.81	5225.00
Sink combination 2410B**	Blonde Oak/Ash	90 x 241 x 65	SO	5025.53	5905.00

Engineered stone worktop and Boilerhouse mixer tap (height excludes 8cm upstand)

Sink combination 1760A	Blonde Oak/Ash	90 x 176 x 65	SO	3787.23	4450.00
Sink combination 1760B	Blonde Oak/Ash	90 x 176 x 65	SO	4187.23	4920.00
Sink combination 2410A	Blonde Oak/Ash	90 x 241 x 65	SO	4995.74	5870.00
Sink combination 2410B**	Blonde Oak/Ash	90 x 241 x 65	SO	5574.47	6550.00

Engineered stone worktop and Boilerhouse mixer tap with spray (height excludes 8cm upstand)

Sink combination 1760A**	Blonde Oak/Ash	90 x 176 x 65	SO	3897.87	4580.00
Sink combination 1760B**	Blonde Oak/Ash	90 x 176 x 65	SO	4297.87	5050.00
Sink combination 2410A**	Blonde Oak/Ash	90 x 241 x 65	SO	5106.38	6000.00
Sink combination 2410B**	Blonde Oak/Ash	90 x 241 x 65	SO	5685.11	6680.00

Please note: Sink combinations include sink, waste/s and taps as stated.

p 276

Taps

Boilerhouse mixer tap*	Stainless Steel	height 36.3		297.87	350.00
Boilerhouse mixer tap with spray*	Stainless Steel	height 35		408.51	480.00
Boilerhouse pot filler*	Stainless Steel	height 21.6		404.26	475.00

*Available with either Levers or Wheels.

p 277

Floor Combinations

Oak worktop (height excludes 8cm upstand)

Floor combination 760A* **	Blonde Oak/Ash	90 x 76 x 65	SO	1340.43	1575.00
Floor combination 760B	Blonde Oak/Ash	90 x 76 x 65	SO	1468.09	1725.00
Floor combination 1110A**	Blonde Oak/Ash	90 x 111 x 65	SO	2204.26	2590.00
Floor combination 1110B	Blonde Oak/Ash	90 x 111 x 65	SO	2208.51	2595.00
Floor corner combination 1110*	Blonde Oak/Ash	90 x 111 x 65	SO	1527.66	1795.00
Floor combination 1410A**	Blonde Oak/Ash	90 x 141 x 65	SO	1595.74	1875.00
Floor combination 1410B	Blonde Oak/Ash	90 x 141 x 65	SO	2659.57	3125.00
Floor combination 1410C**	Blonde Oak/Ash	90 x 141 x 65	SO	2531.91	2975.00
Floor combination 1760A	Blonde Oak/Ash	90 x 176 x 65	SO	2706.38	3180.00
Floor combination 1760B**	Blonde Oak/Ash	90 x 176 x 65	SO	2974.47	3495.00
Floor combination 2060A	Blonde Oak/Ash	90 x 206 x 65	SO	3825.53	4495.00
Floor combination 2060B**	Blonde Oak/Ash	90 x 206 x 65	SO	3468.09	4075.00
Floor combination 2060C	Blonde Oak/Ash	90 x 206 x 65	SO	3161.70	3715.00
Floor combination 2410A	Blonde Oak/Ash	90 x 241 x 65	SO	4553.19	5350.00
Floor combination 2410B	Blonde Oak/Ash	90 x 241 x 65	SO	4063.83	4775.00

*Left or right hinged door opening available.

p 279

Wall Combinations

Wall combination 700A	Blonde Oak/Ash	44.5 x 70 x 30	SO	744.68	875.00
Wall combination 1050A	Blonde Oak/Ash	44.5 x 105 x 30	SO	1017.02	1195.00

WE OFFER KITCHEN PLANNING AND TILE INSTALLATION SERVICES

Catalogue Page	Product	Finishes Available	Dimensions/cm h x w x d	Special Order	£ Price/each	
					ex vat	inc vat
	Wall combination 1350A	Blonde Oak/Ash	44.5 x 135 x 30	SO	1280.85	1505.00
	Wall combination 1700A	Blonde Oak/Ash	44.5 x 170 x 30	SO	1553.19	1825.00
	Wall combination 2000A	Blonde Oak/Ash	44.5 x 200 x 30	SO	1817.02	2135.00
	Wall combination 2050A	Blonde Oak/Ash	44.5 x 205 x 30	SO	1825.53	2145.00
	Wall combination 2350A	Blonde Oak/Ash	44.5 x 235 x 30	SO	2089.36	2455.00

p 279

Freestanding

Small shelf	Stainless Steel/Blonde Oak	8 x 65 x 25			212.77	250.00
Large shelf	Stainless Steel/Blonde Oak	8 x 100 x 25			276.60	325.00
Armoire	Blonde Oak/Ash	195.3 x 111 x 46		SO	2548.94	2995.00
Large table**	Blonde Oak/Ash	76 x 200 x 79		SO	1234.04	1450.00
Small table	Blonde Oak/Ash	76 x 125 x 79		SO	1063.83	1250.00
Island preparation table	Stainless Steel/Blonde Oak/Ash	90 x 141 x 90		SO	2208.51	2595.00
Work table	Stainless Steel/Blonde Oak/Ash	90 x 76 x 57		SO	1102.13	1295.00

Not illustrated in catalogue. Full range available to view at www.firedearth.comNew England**

p 286

Sink Combinations

Cherry worktop and Vermont bridge mixer taps with chrome levers (height excludes 8cm upstand)

Sink combination 1880	All	90 x 188 x 65		SO	3570.21	4195.00
Sink combination 2480A	All	90 x 248 x 65		SO	3910.64	4545.00
Sink combination 2480B	All	90 x 248 x 65		SO	3697.87	4345.00
Sink combination 2480C**	All	90 x 248 x 65		SO	4421.28	5195.00

Engineered stone worktop with Vermont bridge mixer taps with chrome levers (height excludes 8cm upstand)

Sink combination 1880**	All	90 x 188 x 65		SO	3910.64	4595.00
Sink combination 2480A**	All	90 x 248 x 65		SO	4293.62	5045.01
Sink combination 2480B**	All	90 x 248 x 65		SO	4123.40	4845.01
Sink combination 2480C**	All	90 x 248 x 65		SO	4846.81	5695.01

Sink combinations include sink, wastes and tap.

p 286

Tap

Vermont bridge mixer tap	Chrome	height 43 tap centres 20			336.17	395.00
--------------------------	--------	--------------------------	--	--	--------	--------

p 287

Floor Combinations

Cherry worktop (height excludes 8cm upstand)

Floor combination 780A*	All	90 x 78 x 65		SO	1272.34	1495.00
Floor combination 780B**	All	90 x 78 x 65		SO	1400.00	1645.00
Floor combination 1130A	All	90 x 113 x 65		SO	2123.40	2495.00
Floor combination 1130B**	All	90 x 113 x 65		SO	2123.40	2495.00
Floor combination 1430A**	All	90 x 143 x 65		SO	1527.66	1795.00
Floor combination 1430B	All	90 x 143 x 65		SO	2634.04	3095.00
Floor combination 1430C**	All	90 x 143 x 65		SO	2548.94	2995.00
Floor corner combination 1350*	All	90 x 135 x 65		SO	2021.28	2375.00
Floor combination 1480A**	All	90 x 148 x 65		SO	2761.70	3245.00
Floor combination 1480B**	All	90 x 148 x 65		SO	1910.64	2245.00
Floor combination 1780A	All	90 x 178 x 65		SO	3782.98	4445.00
Floor combination 1780B**	All	90 x 178 x 65		SO	2889.36	3395.00
Floor combination 1780C**	All	90 x 178 x 65		SO	2634.04	3095.00
Floor combination 2430A**	All	90 x 243 x 65		SO	4208.51	4945.00
Floor combination 2080**	All	90 x 208 x 65		SO	3655.32	4295.00
Floor combination 2430B**	All	90 x 243 x 65		SO	4761.70	5595.00

Engineered stone in Pale Sand - gloss finish or Dark Earth - matt finish (height excludes 8cm upstand)

Floor combination 780A**	All	90 x 78 x 65		SO	1612.77	1895.00
Floor combination 780B**	All	90 x 78 x 65		SO	1740.43	2045.00
Floor combination 1130A**	All	90 x 113 x 65		SO	2463.83	2895.00
Floor combination 1130B**	All	90 x 113 x 65		SO	2463.83	2895.00
Floor combination 1430A**	All	90 x 143 x 65		SO	1825.53	2145.00
Floor combination 1430B**	All	90 x 143 x 65		SO	2931.91	3445.00
Floor combination 1430C**	All	90 x 143 x 65		SO	2846.81	3345.00
Floor corner combination 1350**	All	90 x 135 x 65		SO	2446.81	2875.00
Floor combination 1480A**	All	90 x 148 x 65		SO	3187.23	3745.00
Floor combination 1480B**	All	90 x 148 x 65		SO	2336.17	2745.00
Floor combination 1780A**	All	90 x 178 x 65		SO	4208.51	4945.00

WE OFFER KITCHEN PLANNING AND TILE INSTALLATION SERVICES

Catalogue Page	Product	Finishes Available	Dimensions/cm h x w x d	Special Order	£ Price/each	
					ex vat	inc vat

	Floor combination 1780B**	All	90 x 178 x 65	SO	3314.89	3895.00
	Floor combination 1780C**	All	90 x 178 x 65	SO	3059.57	3595.00
	Floor combination 2430A**	All	90 x 243 x 65	SO	4634.04	5445.00
	Floor combination 2080**	All	90 x 208 x 65	SO	3995.74	4695.00
	Floor combination 2430B**	All	90 x 243 x 65	SO	5187.23	6095.00

*Left or right hinged door opening available.

p 287

Wall Combinations

	Wall combination 480A*	All	80 x 48 x 34	SO	719.15	845.00
	Wall combination 480B	All	80 x 48 x 34	SO	634.04	745.00
	Wall combination 780A**	All	80 x 78 x 34	SO	761.70	895.00
	Wall combination 780B**	All	80 x 78 x 34	SO	846.81	995.00
	Wall combination 1130A**	All	80 x 113 x 34	SO	1272.34	1495.00
	Wall combination 1130B**	All	80 x 113 x 34	SO	1272.34	1495.00
	Wall combination 1430**	All	80 x 143 x 34	SO	1400.00	1645.00
	Wall combination 1480A**	All	80 x 148 x 34	SO	1697.87	1995.00
	Wall combination 1480B**	All	80 x 148 x 34	SO	1868.09	2195.00
	Wall combination 2130	All	80 x 213 x 34	SO	2336.17	2745.00

*Left or right hinged door opening available.

Wall Module and Accessories

	5 Peg rail**	Cherry	8.5 x 112 x 9.5	SO	41.70	49.00
	7 Peg rail**	Cherry	8.5 x 156.8 x 9.5	SO	55.32	65.00
	9 Peg rail**	Cherry	8.5 x 201.6 x 9.5	SO	67.23	79.00
	Hanging blackboard**	Cherry	68.3 x 30 x 3	SO	80.85	95.00
	Hanging shelf**	Cherry	63 x 70 x 17	SO	109.79	129.00
	Hanging glazed cupboard**	All	92 x 50.7 x 35	SO	553.19	650.00
	Hanging glazed double cupboard**	All	92 x 95.4 x 35	SO	846.81	995.00

p 289

Freestanding

	Large dresser**	All	202 x 183 x 51	SO	3191.49	3750.00
	Small dresser**	All	202 x 123 x 51	SO	2123.40	2495.00
	Small glazed dresser	All	202 x 123 x 51	SO	2548.94	2995.00
	Larder	All	183 x 110 x 51	SO	1914.89	2250.00
	Larder herb rack	All	n/a	SO	106.38	125.00
	Larder storage	All	n/a	SO	425.53	500.00
	Bar stool	All	107 x 50 x 50	SO	251.06	295.00
	Shaker chair	All	105 x 47 x 45	SO	234.04	275.00
	Pilgrim chair	All	91 x 41 x 42.5	SO	165.96	195.00
	Large table**	All	76 x 200 x 90	SO	1234.04	1450.00
	Small table	All	76 x 150 x 90	SO	1017.02	1195.00
	Island preparation table	All	90 x 123 x 90	SO	1697.87	1995.00
	Work table**	All	90 x 65 x 58	SO	846.81	995.00
	Large sideboard**	All	90 x 183 x 51	SO	2293.62	2695.00
	Small sideboard**	All	90 x 123 x 51	SO	1442.55	1695.00

Finishes: All pieces are available in Dutch White, Ultramarine Ashes, Verd-Antique or Tuscan Earth unless otherwise stated. Colour samples are available.

**Not illustrated in catalogue. Full range available to view at www.fireearth.com

Metro

p 296

Sink Combinations

Engineered stone worktop with Streamline mixer tap (height excludes 7.5cm upstand)

	Sink combination 1540A**	Walnut	91 x 154 x 65	SO	4251.06	4995.00
	Sink combination 1540B	Walnut	91 x 154 x 65	SO	3825.53	4495.00
	Sink combination 1540C**	Walnut	91 x 154 x 65	SO	3825.53	4495.00
	Sink combination 1840A	Walnut	91 x 184 x 65	SO	5017.02	5895.00
	Sink combination 1840B**	Walnut	91 x 184 x 65	SO	4591.49	5395.00
	Sink combination 1840C**	Walnut	91 x 184 x 65	SO	4591.49	5395.00
	Sink combination 1840D**	Walnut	91 x 184 x 65	SO	4165.96	4895.00
	Sink combination 2140A**	Walnut	91 x 214 x 65	SO	5659.57	6650.00
	Sink combination 2140B**	Walnut	91 x 214 x 65	SO	5234.04	6150.00
	Sink combination 2140C**	Walnut	91 x 214 x 65	SO	5234.04	6150.00
	Sink combination 2140D	Walnut	91 x 214 x 65	SO	4808.51	5650.00

Please note: Sink Combinations include sink, wastes and taps.

Catalogue Page	Product	Finishes Available	Dimensions/cm h x w x d	Special Order	£ Price/each	
					ex vat	inc vat
p 296	Tap Streamline mixer tap	Brushed Nickel	height 36.2		463.83	545.00
p 297	Floor Combinations Engineered stone worktop (height excludes 7.5cm upstand)					
	Floor combination 940A	Walnut	91 x 94 x 65	SO	1953.19	2295.00
	Floor combination 940B	Walnut	91 x 94 x 65	SO	2591.49	3045.00
	Floor combination 1540A*	Walnut	91 x 154 x 65	SO	3893.62	4575.00
	Floor combination 1840A**	Walnut	91 x 184 x 65	SO	5076.60	5965.00
	Floor combination 1840B	Walnut	91 x 184 x 65	SO	4608.51	5415.00
	Floor combination 1840C**	Walnut	91 x 184 x 65	SO	4438.30	5215.00
	Floor combination 1840D**	Walnut	91 x 184 x 65	SO	3800.00	4465.00
	Floor combination 2140A**	Walnut	91 x 214 x 65	SO	5212.77	6125.00
	Floor corner combination 1150*	Walnut	91 x 115 x 65	SO	2889.36	3395.00
	*Left or right hinged door opening available.					
p 297	Wall Combinations					
	Wall combination 940A	Walnut	83 x 94 x 38	SO	1357.45	1595.00
	Wall combination 940B**	Walnut	83 x 94 x 38	SO	1357.45	1595.00
	Wall combination 1540A**	Walnut	83 x 154 x 38	SO	1953.19	2295.00
	Wall combination 1540B	Walnut	83 x 154 x 38	SO	1953.19	2295.00
	Wall combination 1840A	Walnut	83 x 184 x 38	SO	2540.43	2985.00
	Wall combination 1840B**	Walnut	83 x 184 x 38	SO	2540.43	2985.00
	Wall combination 1840C	Walnut	83 x 184 x 38	SO	2540.43	2985.00
p 298	Freestanding					
	Pantry	Walnut	221 x 90 x 65	SO	4251.06	4995.00
	Small table	Walnut	78 x 150 x 65	SO	1272.34	1495.00
	Small bench	Walnut	45 x 129 x 33	SO	553.19	650.00
	**Not illustrated in catalogue. Full range available to view at www.fireearth.com					
p 302	Moderne Prices available on request.					
	Kitchen Accessories					
	Terracotta Wine Racks**					
			12 x 24 x 33		4.89	5.75
	Rangemaster Integrated Dishwasher					
	12 Place setting**		820 x 600 x 595	SO	382.98	450.00
	15 Place setting**		820 x 600 x 595	SO	455.32	535.00
	Lloyd Loom at Fired Earth					
	Lloyd Loom					
	Parlour occasional chair**	All	80 x 70 x 60	SO	446.81	525.00
	Parlour two-seater sofa**	All	80 x 147 x 60	SO	761.70	895.00
	Pavilion occasional chair**	All	87 x 65 x 60	SO	506.38	595.00
	Pavilion two-seater sofa**	All	87 x 136 x 60	SO	1063.83	1250.00
	Pavilion dining chair**	All	99 x 52 x 59	SO	293.62	345.00
	Monroe occasional chair**	All	84 x 63 x 60	SO	404.26	475.00
	All pieces are available in the following finishes: Chalk White, Weald Green, Oak Apple, Plumbago and Burnt Juniper.					
	Leather and Natural Linen Furniture					
	Fawsley					
	Petit sofa**	DB, GB	68 x 150 x 96	SO	1574.47	1850.00
	Petit sofa**	CL, CH	68 x 150 x 96	SO	1697.87	1995.00
	Petit sofa**	L	68 x 150 x 96	SO	1017.02	1195.00
	Midi sofa**	DB, GB	68 x 180 x 96	SO	1697.87	1995.00
	Midi sofa**	CL, CH	68 x 180 x 96	SO	1829.79	2150.00

WE OFFER KITCHEN PLANNING AND TILE INSTALLATION SERVICES

Catalogue Page	Product	Finishes Available	Dimensions/cm h x w x d	Special Order	£ Price/each	
					ex vat	inc vat
	Midi sofa**	L	68 x 180 x 96	SO	1148.94	1350.00
	Grand sofa**	DB, GB	68 x 210 x 96	SO	1914.89	2250.00
	Grand sofa**	CL, CH	68 x 210 x 96	SO	2038.30	2395.00
	Grand sofa**	L	68 x 210 x 96	SO	1319.15	1550.00
	Chair**	DB, GB	68 x 76 x 86	SO	978.72	1150.00
	Chair**	CL, CH	68 x 76 x 86	SO	1063.83	1250.00
	Chair**	L	68 x 76 x 86	SO	808.51	950.00
	Windrush					
	Petit sofa**	DB, GB	87 x 153 x 105	SO	2085.11	2450.00
	Petit sofa**	CL, CH	87 x 153 x 105	SO	2255.32	2650.00
	Petit sofa**	L	87 x 153 x 105	SO	1102.13	1295.00
	Midi sofa**	DB, GB	87 x 209 x 105	SO	2340.43	2750.00
	Midi sofa**	CL, CH	87 x 209 x 105	SO	2510.64	2950.00
	Midi sofa**	L	87 x 209 x 105	SO	1319.15	1550.00
	Chair**	DB, GB	87 x 80 x 105	SO	1148.94	1350.00
	Chair**	CL, CH	87 x 80 x 105	SO	1319.15	1550.00
	Chair**	L	87 x 80 x 105	SO	723.40	850.00

Finishes: (DB) Dark Brown, (GB) Golden Brown, (CL) Hand Antiqued Classic (CH) Hand Antiqued Chestnut, (L) Natural Linen/Cotton Mix.

**Not illustrated in catalogue. Full range available to view at www.firedearth.com

PAINT

Catalogue Page	Product	Size	Coverage (1 coat)	Special Order	£ Price/each	
					ex vat	inc vat
p 316	Paint					
	Matt emulsion (water based)	125 ml sample pot	1m ²		2.55	3.00
		2.5 ltr	35m ²		21.23	24.95
		5 ltr	70m ²		34.00	39.95
	Eggshell (water based)	750 ml	10m ²		12.34	14.50
		2.5 ltr	35m ²		32.30	37.95

Order a paint card or buy paint online at www.firedearth.com

WOOD FLOORING

Catalogue Page	Product/Dimensions (cm)	Finish	£ Price m ²		
			ex vat	inc vat	
	Classic Oak Flooring				
	Wood samples		2.98	3.50	
p 328	Character Oak 110 mm width	Presealed with master oil	51.02	59.95	
p 328	Classic Solid Oak				
	Select				
	128 mm width	Presealed with master oil	110.60	129.95	
	168 mm width	Presealed with master oil	119.11	139.96	
	208 mm width	Presealed with master oil	136.13	159.95	
	Random widths	Presealed with master oil	144.64	169.95	
	128 mm width	Brushed and unsealed	110.60	129.95	
	168 mm width	Brushed and unsealed	119.11	139.95	
	208 mm width	Brushed and unsealed	136.13	159.95	
	Random widths	Brushed and unsealed	144.64	169.95	
	Nature				
	128 mm width	Presealed with master oil	93.57	109.95	
	168 mm width	Presealed with master oil	102.09	119.95	
	208 mm width	Presealed with master oil	119.10	139.94	
	Random widths	Presealed with master oil	127.61	149.94	
	128 mm width	Brushed and unsealed	93.57	109.95	
	168 mm width	Brushed and unsealed	102.09	119.95	
	208 mm width	Brushed and unsealed	119.11	139.95	
	Random widths	Brushed and unsealed	127.62	149.95	
	Rustic				
	128 mm width	Presealed with master oil	76.55	89.95	
	168 mm width	Presealed with master oil	85.06	99.95	
	208 mm width	Presealed with master oil	102.09	119.95	
	Random widths	Presealed with master oil	110.60	129.95	
	128 mm width	Brushed and unsealed	76.55	89.95	
	168 mm width	Brushed and unsealed	85.06	99.95	
	208 mm width	Brushed and unsealed	102.09	119.95	
	Random widths	Brushed and unsealed	110.60	129.95	
	Classic Engineered Oak				
	Select				
	189 mm width	Presealed with master oil	123.36	144.95	
	189 mm width	Brushed and unsealed	123.36	144.95	
	Nature				
	189 mm width	Presealed with master oil	102.09	119.95	
	189 mm width	Brushed and unsealed	102.09	119.95	
	Rustic				
	189 mm width	Presealed with master oil	85.06	99.95	
	189 mm width	Brushed and unsealed	85.06	99.95	
Not illustrated	Oak Accessories (Priced each)				
	Threshold to fit 18 mm - 1 lm	Unsealed	18.68	21.95	
	Threshold to fit 18 mm or 21 mm - 2.4 lm	Unsealed	46.77	54.95	
	Non-reducer to fit 18 mm - 1 lm	Unsealed	18.68	21.95	
	Non-reducer to fit 18 mm or 21 mm - 2.4 lm	Unsealed	46.77	54.95	
	T-section to fit 18 mm - 1 lm	Unsealed	18.68	21.95	
	T-section to fit 18 mm or 21 mm - 2.4 lm	Unsealed	46.77	54.95	
	Scotia 2.4 lm	Unsealed	12.72	14.95	
	Quadrant 2.4 lm	Unsealed	14.43	16.95	
	Skirting 2400 x 65 x 19 mm	Unsealed	29.74	34.95	
	Skirting 2400 x 95 x 19 mm	Unsealed	38.26	44.95	
	Skirting 2400 x 140 x 19 mm	Unsealed	55.28	64.95	
	Radiator ferrule - 15 mm inside diameter	Unsealed	6.77	7.95	
	Radiator ferrule - 22 mm inside diameter	Unsealed	6.77	7.95	

WE OFFER A WOOD INSTALLATION SERVICE, PLEASE ASK FOR DETAILS

Catalogue Page	Product/Dimensions (cm)	Finish	£ Price m ²	
			ex vat	inc vat
	Hardwood Flooring Selection			
	Wood Samples		2.98	3.50
p 332	Maple			
	Select 128 mm width	Presealed with master oil	136.13	159.95
	Nature 128 mm width	Presealed with master oil	110.60	129.95
Not illustrated	Accessories (Priced each)			
	Threshold to fit 18 mm or 21 mm - 2.4 lm	Unsealed	59.53	69.95
	Non-reducer to fit 21 mm - 2.4 lm	Unsealed	59.53	69.95
	T-section to fit 18 mm or 21 mm - 2.4 lm	Unsealed	59.53	69.95
	Scotia 2.4 lm	Unsealed	16.13	18.95
	Quadrant 2.4 lm	Unsealed	18.68	21.95
	Skirting 2400 x 65 x 19 mm	Unsealed	38.26	44.95
	Skirting 2400 x 95 x 19 mm	Unsealed	55.28	64.95
	Skirting 2400 x 140 x 19 mm	Unsealed	76.55	89.95
	Radiator ferrule - 15 mm inside diameter	Unsealed	6.77	7.95
	Radiator ferrule - 22 mm inside diameter	Unsealed	6.77	7.95
p 332	Cherry			
	Select 128 mm width	Presealed with master oil	182.94	214.95
	Nature 128 mm width	Presealed with master oil	136.13	159.95
Not illustrated	Accessories (Priced each)			
	Threshold to fit 21 mm - 2.4 lm	Unsealed	72.30	84.95
	Non-reducer to fit 21 mm - 2.4 lm	Unsealed	72.30	84.95
	T-section to fit 21 mm - 2.4 lm	Unsealed	72.30	84.95
	Scotia 2.4 lm	Unsealed	18.68	21.95
	Quadrant 2.4 lm	Unsealed	22.94	26.95
	Skirting 2400 x 65 x 19 mm	Unsealed	46.77	54.95
	Skirting 2400 x 95 x 19 mm	Unsealed	63.79	74.95
	Skirting 2400 x 140 x 19 mm	Unsealed	110.60	129.95
	Radiator ferrule - 15 mm inside diameter	Unsealed	6.77	7.95
	Radiator ferrule - 22 mm inside diameter	Unsealed	6.77	7.95
p 332	Walnut			
	Select 128 mm width	Presealed with master oil	204.21	239.95
	Nature 128 mm width	Presealed with master oil	144.64	169.95
Not illustrated	Accessories (Priced each)			
	Threshold to fit 21 mm - 2.4 lm	Unsealed	72.30	84.95
	Non-reducer to fit 21 mm - 2.4 lm	Unsealed	72.30	84.95
	T-section to fit 21 mm - 2.4 lm	Unsealed	72.30	84.95
	Scotia 2.4 lm	Unsealed	18.68	21.95
	Quadrant 2.4 lm	Unsealed	22.94	26.95
	Skirting 2400 x 65 x 19 mm	Unsealed	46.77	54.95
	Skirting 2400 x 95 x 19 mm	Unsealed	63.79	74.95
	Skirting 2400 x 140 x 19 mm	Unsealed	110.60	129.95
	Radiator ferrule - 15 mm inside diameter	Unsealed	6.77	7.95
	Radiator ferrule - 22 mm inside diameter	Unsealed	6.77	7.95

Size	Product	Coverage/m ² (approx.)	£ Price/each	
			ex vat	inc vat
Not illustrated	Wood Flooring - Fitting and Maintenance Products			
	Coloured Oil			
	1l Coloured oil	12-15	29.74	34.95
	2.5l Coloured oil	30-38	66.34	77.95
	Master Oil			
	1l Master oil	12-15	25.49	29.95
	2.5l Master oil	30-38	42.51	49.95
	5l Master oil	60-75	72.30	84.95
	Preparatory Products			
5kg	Sika Primer MB	8-12	102.09	119.95
10kg	Sika Primer MB	15-24	153.15	179.95
	Damp Proof Membrane (DPM)	50	59.53	69.95
	Adhesives			
600cc	Sika T52 adhesive	1	13.57	15.95
6.5kg	Sika T54 adhesive	8	97.83	114.95
13kg	Sika T54 adhesive	16	144.64	169.95
1l	Wood glue		11.87	13.95
	Accessories			
	Acoubond	25	127.62	149.95
100	Wood clips	7.5	59.53	69.95
	Underlay	1	3.36	3.95
	Maintenance Products			
	Mop		29.74	34.95
1l	Soap	50-80	14.43	16.95
1l	Maintenance oil	30-40	16.98	19.95
2.5l	Maintenance oil	75-100	34.00	39.95
1l	Wood Cleaner	50-80	18.68	21.95
	Maintenance kit (1l Soap, 1l Maintenance oil, 1l Wood Cleaner, polishing pad, scrubbing pad and nozzle)		46.77	54.95
750ml	Hardwax oil		16.98	19.95
2.5l	Hardwax oil		51.02	59.95
1l	Wash and Care Concentrate		11.87	13.95
1l	Liquid Wax Cleaner		16.98	19.95

HANDWOVEN RUGS

Not Illustrated	Product	Size/m (approx)	£ Guide Price Only	
			ex vat	inc vat

Not illustrated

Persian/Iranian Rugs

Kashgai

from 1 x 1.5

from 506.38 from 595.00

Shiraz

from 1 x 1.5

from 297.87 from 350.00

Old Gabbeh

from 1 x 1.5

from 421.28 from 495.00

Rugs are available through selected showrooms only. See back of price list. Prices and sizes shown here are given as a guide only.

WE OFFER A WOOD INSTALLATION SERVICE, PLEASE ASK FOR DETAILS

DELIVERIES

Deliveries

- Deliveries will generally be made between 7am and 6pm Monday to Friday (excluding bank holidays). Most deliveries are made by our own fleet of vehicles. On occasions we may use carefully selected external carriers to carry out your delivery; and will always use these carriers in Ireland and Scotland.
- Our home deliveries team will contact you by telephone to arrange a date and time. To assist us in making contact, where possible, please provide two contact numbers when placing your order. If we have been unable to contact you by phone, we will write to you requesting a call back. To avoid any unnecessary handling of your products and possible additional charges we will not deliver to you unless our Home Deliveries team have been able to speak to you to confirm a date.
- We will endeavour to deliver at the agreed time; however, we cannot guarantee delivery dates and times as these may be affected by circumstances outside our control. We will do our best to contact you if we are forewarned of delays. For this reason we are unable to accept responsibility for lost working time and recommend goods are ordered well in advance of any project start dates.
- Should you need to cancel or postpone your delivery, please contact our Home Deliveries team on 01295 814313. If we are unable to gain access to the agreed delivery address at the pre-arranged time and date we will return the goods to our warehouse and make contact with you to re-arrange delivery. In these circumstances we may have to charge you a further delivery fee. Should we have to store your packed order for a period of time because you are no longer able to accept delivery, we charge a fee of £25 per week up to a maximum period of three months. After this time, the order will be returned to stock and a cancellation fee

levied against any refunds due.

- Please check dimensions of products carefully before placing an order to ensure larger items fit through doors and around stairs etc. Our delivery teams will do their best to assist you, but will not be able to remove doors and windows or carry out deliveries where damage to your property is likely.
- In some circumstances our driver may require your assistance to offload the delivery.
- Once delivered, please check your products carefully. Any problems with the order should be reported within 7 working days of receipt. If products are considered by you to be faulty or defective after the 7 day period has expired please contact us for consideration of your query.

Furniture Deliveries

- When delivering furniture, our delivery team will unpack and assemble your furniture if required. Wherever possible, please inspect the furniture whilst the delivery team is on site. If any damage exists, we will remove the item immediately and arrange a replacement for you. We regret we are unable to install products for you.

Express Delivery

- Express delivery can be arranged for most of our products (excluding furniture and some bathroom products). There is an additional charge for this service and we can provide you with an estimate at the time of order. These deliveries are usually made using external carriers and for this reason will only be dropped at the nearest access point to your property. We strongly recommend that you use our standard delivery service if your order is heavy, you have no assistance at the delivery address, or if access to the property is difficult.

Standard Delivery Charges

- Please see the table for delivery charges.

Our sales team will be happy to advise you on the weight of your order so you can identify which charging band applies.

- Please note, these standard delivery charges apply to most products delivered within the UK Mainland and are based on deliveries being made to the nearest access point.

Additional Delivery Charges

- We are happy to arrange deliveries to UK islands, there will be an additional charge for these areas. Our sales teams will request an estimate for this service at the time of ordering. Please note we may need to obtain quotations from carriers which can sometimes cause a small delay in confirming a price. For export orders please contact +44 (0)1295 814315.
- We are happy to assist you with special deliveries i.e. deliveries above the first floor, those requiring a small van for access or products requiring more than a two man lift. Please discuss this with the sales team who will be able to advise if additional charges are likely to apply.

Please refer to our full Terms and Conditions available from our stores or by calling 0845 366 0400.

Delivery Charges	
Product Type	Price
Paint	
1-9 Sample pots	50p per pot
Over 10 Sample pots	£4.95
750ml, 2.5l, 5l tins	£4.95 per order
All Other Products	
Wood samples, Tile samples and Furniture colour samples	Free of charge
Orders under 50kg	£15
Orders over 51kg	£30

WE OFFER DESIGN AND INSTALLATION SERVICES, PLEASE ASK FOR DETAILS

STORE DIRECTORY

For opening times and directions visit www.firedearth.com

nr Banbury 
(Twyford Mill)
Tel: 01295 814399
Products displayed: c, b, k, r, a
and Factory Shop

Birmingham
(Mailbox)
Tel: 0121 632 1366
Products displayed: c, b* k*, a

Bournemouth
Tel: 01202 766441
Products displayed: c, b*

Brighton
Tel: 01273 719977
Products displayed: c, b*

Bristol (L)
Tel: 0117 973 7400
Products displayed: c, b, k*

Bury St Edmunds (L)
Tel: 01284 719111
Products displayed: c, b*, k*

Cambridge
Tel: 01223 300941
Products displayed: c, k

Canterbury
Tel: 01227 764944
Products displayed: c

Chelmsford
Tel: 01245 494684
Products displayed: c, b*, k*

Cheltenham
Tel: 01242 251455
Products displayed: c, b*, k*

Chester
Tel: 01244 348084
Products displayed: c, b*, k*


Chichester
Tel: 01243 538523
Products displayed: c, b*, k

Cobham 
Tel: 01932 867639
Products displayed: c, b, k, r, a

Colchester
Tel: 01206 543525
Products displayed: c, b, k*

Nr Exeter 
(Darts Farm Village)
Tel: 01392 878252
Products displayed: c, b, k, r, a

Guildford
Tel: 01483 300052
Products displayed: c, b*

Harrogate (L) 
Tel: 01423 529991
Products displayed: c, b, k, a*

Hereford (L)
Tel: 01432 277000
Products displayed: c, b*, k

High Wycombe 
Tel: 01494 769150
Products displayed: c, b, k, r, a

Kidderminster
Tel: 01562 825156
Products displayed: c, b*, a

Nr Knutsford 
(Sycamore Farm)
Tel: 01565 621760
Products displayed: c, b, k, r, a

Lancaster (L)
Tel: 01524 841020
Products displayed: c, b, k, r, a*

Leamington Spa
Tel: 01926 886125
Products displayed: c

Leeds
Tel: 0113 244 8404
Products displayed: c, b*, k

Manchester
Tel: 0161 832 3122
Products displayed: c, b, k

Nr Milton Keynes (Vale Farm) 
Tel: 01234 765765
Products displayed: c, b, k, r, a*

Newcastle upon Tyne (L) 
Tel: 0191 221 2661
Products displayed: c, b, k

Northallerton (L) 
Tel: 01609 774402
Products displayed: c, b, k, a


Norwich
Tel: 01603 619612
Products displayed: c, b*, k

Nottingham
Tel: 0115 947 6534
Products displayed: c

Nr Orpington (Hewitts Farm) 
Tel: 01959 534824
Products displayed: c, b*, k, r*, a
and Clearance Area

Oxford
Tel: 01865 514549
Products displayed: c, b*, k*

Nr Peterborough 
(Warmington Mill)
Tel: 01832 280088
Products displayed: c, b, k, r*, a

Radlett 
(Battlers Green Farm)
Tel: 01923 855382
Products displayed: c, b, k, a

Salisbury
Tel: 01722 414554
Products displayed: c

Sherborne (L)
Tel: 01935 817900
Products displayed: c, b, k*

Shrewsbury
Tel: 01743 344155
Products displayed: c, b, a

Solihull
Tel: 0121 704 3605
Products displayed: c, b*

St Albans
Tel: 01727 855407
Products displayed: c, b*

Tunbridge Wells
Tel: 01892 540220
Products displayed: c, b, k, r*

Truro (L)
Tel: 01872 277110
Products displayed: c, b*, k*, r*

London

Belgravia
Tel: 020 7823 4549
Products displayed: c, b

Chiswick
Tel: 020 8994 5355/4353
Products displayed: c, b, k*

Fulham
Tel: 020 7589 0489
Products displayed: c, b

Hampstead
Tel: 020 7435 1473
Products displayed: c, b*, k*

Holland Park
Tel: 020 7221 4825
Products displayed: c, b*

Islington
Tel: 020 7226 9700
Products displayed: c, b*

Kingston upon Thames
Tel: 020 8549 6655
Products displayed: c, b, k

Marylebone
Tel: 020 7258 9990
Products displayed: c, b*, k*, a

Wimbledon
Tel: 020 8879 0855
Products displayed: c, b, k*

Scotland

Edinburgh
Tel: 0131 220 2611
Products displayed: c, b, k*

Glasgow
Tel: 0141 204 0917
Products displayed: c, b*, k*


Inverness
Tel: 01463 248632
Products displayed: c, k*, a

Perth
Tel: 01738 449248
Products displayed: c, b*, k*, a

Northern Ireland


Belfast (L)
Tel: 028 9023 8000
Products displayed: c, b, k

Ireland

Nr Dublin
(Dun Laoghaire) 
Tel: 01 663 6160
Products displayed: c, b, k, r, a

The Channel Islands

Jersey (L)
Tel: 01534 865965
Products displayed: c, b, k*, a*

 Denotes our larger format stores which display a wider selection of our product range.

(L) Denotes stores operating under license from Fired Earth

Key of products displayed in stores

- c Tiles, Paint, Wood Flooring
 - b Bathrooms
 - k Kitchens
 - r Handwoven Rugs
 - a Aga Studio
- * denotes limited display only